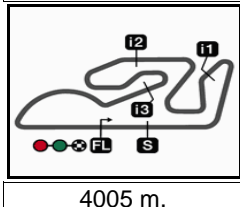



GRAN PREMIO MOTUL DE LA COMUNITAT VALENCIANA

Qualifying
Classification

		Rider	Nation	Team	Motorcycle	Time	Lap Total	Gap	Top Speed
1	88	Jorge MARTIN	SPA	Del Conca Gresini Moto3	HONDA	1'38.428	15 15		222.5
2	36	Joan MIR	SPA	Leopard Racing	HONDA	1'38.873	16 16	0.445 0.445	221.7
3	19	Gabriel RODRIGO	ARG	RBA BOE Racing Team	KTM	1'38.976	10 10	0.548 0.103	221.1
4	24	Tatsuki SUZUKI	JPN	SIC58 Squadra Corse	HONDA	1'39.308	13 13	0.880 0.332	220.5
5	33	Enea BASTIANINI	ITA	Estrella Galicia 0,0	HONDA	1'39.319	7 13	0.891 0.011	221.4
6	44	Aron CANET	SPA	Estrella Galicia 0,0	HONDA	1'39.399	15 15	0.971 0.080	224.0
7	71	Ayumu SASAKI	JPN	SIC Racing Team	HONDA	1'39.492	12 13	1.064 0.093	223.9
8	42	Marcos RAMIREZ	SPA	Platinum Bay Real Estate	KTM	1'39.492	14 16	1.064	222.1
9	21	Fabio DI GIANNANTONIO	ITA	Del Conca Gresini Moto3	HONDA	1'39.521	13 13	1.093 0.029	223.3
10	64	Bo BENDSNEYDER	NED	Red Bull KTM Ajo	KTM	1'39.536	16 20	1.108 0.015	221.5
11	58	Juanfran GUEVARA	SPA	RBA BOE Racing Team	KTM	1'39.551	7 13	1.123 0.015	225.5
12	7	Adam NORRODIN	MAL	SIC Racing Team	HONDA	1'39.615	15 15	1.187 0.064	224.5
13	5	Romano FENATI	ITA	Marinelli Rivacold Snipers	HONDA	1'39.699	7 11	1.271 0.084	215.9
14	23	Niccolò ANTONELLI	ITA	Red Bull KTM Ajo	KTM	1'39.826	17 18	1.398 0.127	226.8
15	10	Dennis FOGGIA	ITA	Sky Junior Team VR46 Acade	KTM	1'39.827	16 17	1.399 0.001	216.1
16	65	Philipp OETTL	GER	Südmittel Schedl GP Racing	KTM	1'39.946	16 17	1.518 0.119	225.7
17	75	Albert ARENAS	SPA	Aspar Mahindra Moto3	MAHINDRA	1'39.966	14 15	1.538 0.020	218.0
18	39	Kazuki MASAKI	JPN	Asia Talent Team	HONDA	1'39.985	11 16	1.557 0.019	221.8
19	48	Lorenzo DALLA PORTA	ITA	Aspar Mahindra Moto3	MAHINDRA	1'39.988	14 15	1.560 0.003	217.5
20	27	Kaito TOBA	JPN	Honda Team Asia	HONDA	1'40.123	15 15	1.695 0.135	221.7
21	95	Jules DANILO	FRA	Marinelli Rivacold Snipers	HONDA	1'40.142	9 15	1.714 0.019	224.2
22	17	John MCPHEE	GBR	British Talent Team	HONDA	1'40.177	14 14	1.749 0.035	224.0
23	96	Manuel PAGLIANI	ITA	CIP	MAHINDRA	1'40.216	6 16	1.788 0.039	219.3
24	16	Andrea MIGNO	ITA	SKY Racing Team VR46	KTM	1'40.220	5 16	1.792 0.004	224.4
25	84	Jakub KORNFEIL	CZE	Peugeot MC Saxoprint	PEUGEOT	1'40.521	9 14	2.093 0.301	214.1
26	4	Patrik PULKKINEN	FIN	Peugeot MC Saxoprint	PEUGEOT	1'40.662	10 15	2.234 0.141	217.1
27	11	Livio LOI	BEL	Leopard Racing	HONDA	1'40.775	7 13	2.347 0.113	226.3
28	12	Marco BEZZECCHI	ITA	CIP	MAHINDRA	1'40.777	2 4	2.349 0.002	216.6
29	14	Tony ARBOLINO	ITA	SIC58 Squadra Corse	HONDA	1'41.278	9 15	2.850 0.501	223.9
30	6	Maria HERRERA	SPA	MH6 Team	KTM	1'41.600	16 18	3.172 0.322	222.8
31	41	Nakarin ATIRATPHUVAP	THA	Honda Team Asia	HONDA	1'42.469	11 11	4.041 0.869	217.1

Practice condition: Dry

Air: 22°

Humidity: 34%

Ground: 25°

Fastest Lap:	Lap: 15	Jorge MARTIN	1'38.428	146.4 Km/h
Circuit Record Lap:	2014	Efren VAZQUEZ	1'39.400	145.0 Km/h
Circuit Best Lap:	2017	Jorge MARTIN	1'38.428	146.4 Km/h

The results are provisional until the end of the limit for protest and appeals.

Time limit for protest expires 30' after publication of the results - Time:

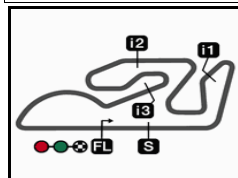
These data/results cannot be reproduced, stored and/or transmitted in whole or in part by any manner of electronic, mechanical, photocopying, recording, broadcasting or otherwise now known or herein after developed without the previous express consent by the copyright owner, except for reproduction in daily press and regular printed publications on sale to the public within 60 days of the event related to those data/results and always provided that copyright symbol appears together as follows below.

© DORNA, 2017

Official MotoGP Timing by TISSOT
www.motogp.com

Cheste, Saturday, November 11, 2017





4005 m.

GRAN PREMIO MOTUL DE LA COMUNITAT VALENCIANA

Qualifying

Top Speed & Average

21A



Rider	Nation	Motorcycle	Top 5 speeds					Average	Top
23 Niccolò ANTONELLI	ITA	KTM	226.8	224.1	223.1	222.9	222.5	223.9	226.8
11 Livio LOI	BEL	HONDA	226.3	222.5	222.4	221.7	221.5	222.7	226.3
65 Philipp OETTL	GER	KTM	225.7	223.5	222.7	221.7	220.7	222.9	225.7
58 Juanfran GUEVARA	SPA	KTM	225.5	223.1	220.7	219.0	219.0	221.5	225.5
7 Adam NORRODIN	MAL	HONDA	224.5	223.2	223.1	222.1	221.8	222.9	224.5
16 Andrea MIGNO	ITA	KTM	224.4	223.0	221.8	221.7	220.6	222.3	224.4
95 Jules DANILO	FRA	HONDA	224.2	222.5	221.0	219.2	218.8	221.1	224.2
17 John MCPHEE	GBR	HONDA	224.0	222.2	222.1	222.0	221.9	222.4	224.0
44 Aron CANET	SPA	HONDA	224.0	219.5	219.0	217.9	216.9	219.5	224.0
14 Tony ARBOLINO	ITA	HONDA	223.9	223.0	221.5	219.7	219.5	221.5	223.9
71 Ayumu SASAKI	JPN	HONDA	223.9	221.1	219.7	219.3	218.2	220.4	223.9
21 Fabio DI GIANNANTONIO	ITA	HONDA	223.3	219.0	218.8	217.2	217.1	219.1	223.3
6 Maria HERRERA	SPA	KTM	222.8	222.7	221.0	221.0	219.4	221.4	222.8
88 Jorge MARTIN	SPA	HONDA	222.5	220.0	219.3	219.3	219.1	220.0	222.5
42 Marcos RAMIREZ	SPA	KTM	222.1	220.7	219.3	218.3	216.9	219.5	222.1
39 Kazuki MASAKI	JPN	HONDA	221.8	218.4	217.4	214.7	214.6	217.4	221.8
27 Kaito TOBA	JPN	HONDA	221.7	220.9	220.3	219.7	218.5	220.2	221.7
36 Joan MIR	SPA	HONDA	221.7	220.8	220.5	220.5	220.1	220.7	221.7
64 Bo BENDSNEYDER	NED	KTM	221.5	220.8	217.4	217.3	217.1	218.8	221.5
33 Enea BASTIANINI	ITA	HONDA	221.4	220.0	219.1	218.3	217.9	219.1	221.4
19 Gabriel RODRIGO	ARG	KTM	221.1	221.0	218.4	216.0	215.6	218.4	221.1
24 Tatsuki SUZUKI	JPN	HONDA	220.5	218.1	218.1	217.3	215.7	217.9	220.5
96 Manuel PAGLIANI	ITA	MAHINDRA	219.3	219.3	218.1	217.5	216.3	218.1	219.3
75 Albert ARENAS	SPA	MAHINDRA	218.0	217.4	217.2	216.7	216.3	217.1	218.0
48 Lorenzo DALLA PORTA	ITA	MAHINDRA	217.5	217.5	217.2	216.9	216.7	217.2	217.5
4 Patrik PULKKINEN	FIN	PEUGEOT	217.1	216.0	215.2	214.2	213.6	215.2	217.1
41 Nakarin ATIRATPHUVAPAT	THA	HONDA	217.1	216.0	215.8	214.1	213.4	215.3	217.1
12 Marco BEZZECCHI	ITA	MAHINDRA	216.6	216.2	213.5			215.4	216.6
10 Dennis FOGGIA	ITA	KTM	216.1	215.7	215.3	214.8	214.6	215.3	216.1
5 Romano FENATI	ITA	HONDA	215.9	215.5	215.0	215.0	214.8	215.2	215.9
84 Jakub KORNFEIL	CZE	PEUGEOT	214.1	214.0	213.9	213.6	213.6	213.8	214.1

These data/results cannot be reproduced, stored and/or transmitted in whole or in part by any manner of electronic, mechanical, photocopying, recording, broadcasting or otherwise now known or herein after developed without the previous express consent by the copyright owner, except for reproduction in daily press and regular printed publications on sale to the public within 60 days of the event related to those data/results and always provided that copyright symbol appears together as follows below.

© DORNA, 2017

Official MotoGP Timing by TISSOT
www.motogp.com





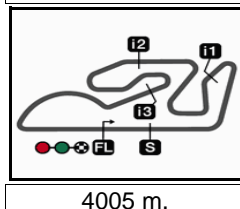
Cheste, Saturday, November 11, 2017

GRAN PREMIO MOTUL DE LA COMUNITAT VALENCIANA

Qualifying

Chronological Analysis of Performances

22A



4005 m.

* Lap / Sector time cancelled

T1 Time from finish line to 1st intermediate

T3 Time from 2nd intermed. to 3rd intermed.

P Crossing the finish line in pit lane

T2 Time from 1st intermed. to 2nd intermed.

T4 Time from 3rd intermediate to finish line

Lap	Lap Time	T1	T2	T3	T4	Speed	Lap	Lap Time	T1	T2	T3	T4	Speed		
1st	88	Jorge MARTIN Del Conca Gresini Mo SPA						8	13'45.953	P	28.086	27.052	28.974	41.168	
		Runs=4 Total laps=15 Full laps=7						9	9'21.623		33.673	27.635	36.693	28.133	
1	3'37.267	27.663	30.023	23.884	31.638		10	1'38.976	23.023	26.110	22.732	27.111	221.0		
2	1'41.908	23.209	26.194	25.059	27.446	218.3	4th	24	Tatsuki SUZUKI SIC58 Squadra Corse JPN						
3	1'39.393	* 22.99*	26.156	22.982	27.259	218.6			Runs=3 Total laps=13 Full laps=7						
4	1'40.838	P 22.995	26.149	22.960	28.734	222.5	1	3'32.405	42.162	31.523	27.701	30.188			
5	5'06.235	31.248	26.811	23.559	27.829		2	1'42.561	23.733	26.755	24.425	27.648	214.8		
6	1'44.093	22.908	29.633	23.333	28.219	216.7	3	1'41.097	23.470	26.504	23.331	27.792	214.8		
7	1'38.665	22.999	25.843	22.700	27.123	217.1	4	1'46.277	P 23.715	26.580	23.421	32.561	212.4		
8	1'40.046	23.040	26.112	23.602	27.292	215.1	5	5'03.512	* 30.317	26.811*	23.130	27.603			
9	1'41.925	P 22.943	26.093	22.633	30.256	219.3	6	1'43.874	23.116	28.184	24.626	27.948	217.3		
10	5'16.667	22.523	26.535	22.845	27.273		7	1'39.978	23.436	26.099	22.992	27.451	211.8		
11	1'39.105	23.011	26.151	22.960	26.983	219.1	8	1'40.154	23.340	26.213	23.024	27.577	215.7		
12	1'42.658	P 23.211	26.769	23.234	29.444	215.3	9	1'40.451	23.411	26.173	23.349	27.518	215.0		
13	8'00.139	22.858	26.718	28.566	27.909		10	1'44.462	P 24.643	26.834	23.241	29.744	218.1		
14	1'39.363	22.870	26.154	22.859	27.480	219.3	11	14'51.057	31.827	28.756	33.053	28.197			
15	1'38.428	22.902	25.938	22.641	26.947	220.0	12	1'41.018	* 23.541	26.729*	23.255	27.493	220.5		
2nd	36	Joan MIR Leopard Racing SPA						13	1'39.308	23.153	26.089	22.775	27.291	218.1	
		Runs=3 Total laps=16 Full laps=9						5th	33	Enea BASTIANINI Estrella Galicia 0,0 ITA					
1	3'40.837	24.182	27.484	23.373	27.565				Runs=3 Total laps=13 Full laps=6						
2	1'41.012	23.333	27.118	23.042	27.519	219.7	1	3'34.064	35.544	31.657	25.285	31.393			
3	1'39.976	23.188	26.345	23.051	27.392	220.0	2	1'40.567	23.351	26.549	23.132	27.535	216.9		
4	1'39.797	23.136	26.302	23.004	27.355	221.7	3	1'43.751	25.122	27.000	23.736	27.893	218.3		
5	1'39.704	23.133	26.196	22.868	27.507	218.1	4	1'40.323	23.346	26.412	23.075	27.490	216.7		
6	1'39.849	23.283	26.230	22.967	27.369	216.8	5	1'43.614	P 23.22*	26.402	23.378	30.606	220.0		
7	1'45.685	27.398	27.224	23.569	27.494	216.3	6	6'48.610	32.366	26.691	23.108	27.369			
8	1'44.947	P 23.085	26.470	23.421	31.971	220.5	7	1'39.319	23.053	26.090	22.904	27.272	219.1		
9	5'16.024	22.700	26.936	23.055	27.471		8	1'42.357	25.256	26.481	23.003	27.617	221.4		
10	1'39.426	* 23.15*	26.200	22.854	27.213	216.5	9	1'39.545	* 23.050	26.181	22.930	27.384*	217.9		
11	1'39.626	23.109	26.237	22.930	27.350	219.3	10	1'47.414	P 23.038	26.317	22.939	35.120	217.9		
12	1'39.502	* 23.101	26.200	22.909	27.292*	220.8	11	12'56.897	31.431	28.373	23.518	28.914			
13	1'45.788	P 24.276	26.751	23.459	31.302	220.1	12	1'41.575	* 23.20*	26.719	23.484	28.168	213.4		
14	9'34.235	36.098	32.250	31.417	27.857		13	1'39.369	23.173	26.133	22.709	27.354	212.8		
15	1'40.219	23.116	26.318	23.205	27.580	220.5	6th	44	Aron CANET Estrella Galicia 0,0 SPA						
16	1'38.873	22.964	26.020	22.645	27.244	219.7			Runs=3 Total laps=15 Full laps=10						
3rd	19	Gabriel RODRIGO RBA BOE Racing Tea ARG						1	3'37.162	34.348	30.280	25.217	32.038		
		Runs=4 Total laps=10 Full laps=4						2	1'40.359	23.459	26.264	23.057	27.579	219.0	
1	2'25.361	32.230	29.501	23.441	27.884		3	1'42.130	25.396	26.288	23.056	27.390	216.5		
2	1'40.541	23.514	26.363	23.154	27.510	215.2	4	1'39.716	23.147	26.281	22.937	27.351	219.5		
3	1'40.228	23.319	26.372	22.924	27.613	216.0	5	1'46.579	P 23.99*	26.254*	23.365	32.970	217.9		
4	1'44.386	P 23.552	26.726	23.423	30.685	215.6	6	6'51.517	30.513	27.214	24.052	29.078			
5	4'32.938	26.586	26.705	23.007	27.385		7	1'39.764	23.162	26.305	22.840	27.457	216.9		
6	1'39.332	23.145	26.082	22.743	27.362	218.4	8	1'39.594	23.101	26.155	22.878	27.460	215.0		
7	1'58.946	P 35.238	29.381	23.541	30.786	221.1									

Fastest Lap: Jorge MARTIN Del Conca Gresini Mo SPA **1'38.428** 22.902 25.938 22.641 26.947

These data/results cannot be reproduced, stored and/or transmitted in whole or in part by any manner of electronic, mechanical, photocopying, recording, broadcasting or otherwise now known or herein after developed without the previous express consent by the copyright owner, except for reproduction in daily press and regular printed publications on sale to the public within 60 days of the event related to those data/results and always provided that copyright symbol appears together as follows below.
© DORNA, 2017

Qualifying

Moto3

Lap	Lap Time	T1	T2	T3	T4	Speed	Lap	Lap Time	T1	T2	T3	T4	Speed
9	1'39.590	23.024	26.164	22.972	27.430	214.8	12	1'43.562 *	23.347	26.431 *	25.850	27.934	213.2
10	1'44.834	26.078	26.866	23.699	28.191	215.3	13	1'39.521	23.181	26.211	22.866	27.263	215.5
11	1'39.877	23.087	26.336	22.973	27.481	224.0	10th 64 Bo BENDSNEYDER Red Bull KTM Ajo NED						
12	1'44.158 P	23.603	26.507	23.209	30.839	214.8	Runs=3 Total laps=20 Full laps=14						
13	9'40.062	30.201	29.005	31.456	28.022		1	2'43.662	23.531	27.816	24.706	28.614	
14	1'39.528	23.234	26.145	22.852	27.297	213.6	2	1'41.339	23.426	26.777	23.567	27.569	216.1
15	1'39.399	23.113	26.157	22.750	27.379	213.0	3	1'40.004	23.331	26.229	22.932	27.512	215.0
7th 71 Ayumu SASAKI SIC Racing Team JPN							4	1'39.784	23.205	26.207	22.923	27.449	215.1
Runs=4 Total laps=13 Full laps=7							5	1'40.194	23.267	26.317	23.076	27.534	217.4
1	2'48.906	24.555	27.717	26.630	28.662		6	1'40.172	23.394	26.296	22.990	27.492	210.8
2	1'41.009	23.325	26.436	23.288	27.960	219.7	7	1'44.254 P	23.827	26.660	23.425	30.342	204.7
3	1'40.526	23.270	26.327	23.288	27.641	221.1	8	4'29.929	28.264	27.009	23.631	28.549	
4	1'42.071	24.265	26.572	23.325	27.909	214.8	9	1'40.571	23.415	26.239	23.039	27.878	216.1
5	1'40.191	23.211	26.175	23.059	27.746	219.3	10	1'39.798	23.109	26.144	22.908	27.637	217.1
6	1'50.472 P	25.55*	27.639	25.552	31.722	218.2	11	1'43.906	23.517	26.741	25.079	28.569	220.8
7	5'45.567	39.217	28.403	24.175	27.258		12	1'39.875	23.228	26.234	22.936	27.477	217.3
8	1'39.627	23.039	26.163	23.012	27.413	217.9	13	1'47.162 P	23.402	26.738	23.684	33.338	221.5
9	1'44.842 P	23.246	26.262	22.990	32.344	212.9	14	5'09.806	24.758	27.354	23.193	27.481	
10	10'19.390 P	37.956	28.942	24.198	31.010		15	1'39.585	23.308	26.148	22.806	27.323	211.8
11	6'16.279	23.594	26.661	28.525	27.856		16	1'39.536	23.238	26.105	22.800	27.393	210.9
12	1'39.492	23.176	26.124	22.908	27.284	213.1	17	1'52.156	25.586	27.141	31.679	27.750	211.8
13	1'39.498	23.124	26.226	22.874	27.274	223.9	18	1'39.830	23.232	26.196	22.987	27.415	213.7
8th 42 Marcos RAMIREZ Platinum Bay Real Es SPA							19	1'39.707	23.167	26.051	23.011	27.478	214.9
Runs=3 Total laps=16 Full laps=10							20	1'40.281 *	23.215	26.387	23.190	27.489*	216.9
1	3'24.111	36.731	27.818	26.671	28.306		11th 58 Juanfran GUEVARA RBA BOE Racing Tea SPA						
2	1'41.181	23.516	26.648	23.259	27.758	215.5	Runs=4 Total laps=13 Full laps=6						
3	1'40.645	23.422	26.494	23.117	27.612	215.6	1	2'31.165	29.581	28.162	24.089	28.547	
4	1'40.455	23.418	26.510	23.058	27.469	214.6	2	1'40.824	23.347	26.631	23.166	27.680	223.1
5	1'49.472 P	26.869	27.847	23.672	31.084	214.1	3	1'40.278	23.425	26.405	22.999	27.449	217.1
6	5'14.275	22.106	27.030	24.277	27.940		4	1'40.155	23.273	26.385	23.009	27.488	216.7
7	1'39.718 *	23.362	26.173*	22.804	27.379	218.3	5	1'46.355 P	23.889	27.304	23.725	31.437	215.5
8	1'40.051	23.237	26.236	23.075	27.503	220.7	6	6'12.305	29.775	29.561	25.756	28.100	
9	1'39.899	23.223	26.144	22.830	27.702	219.3	7	1'39.551	23.163	26.244	22.837	27.307	219.0
10	1'40.606	23.512	26.440	23.038	27.616	216.9	8	1'39.567	23.058	26.097	23.091	27.321	219.0
11	1'40.031	23.337	26.268	22.941	27.485	216.7	9	1'41.753 P	23.239	26.106	23.074	29.334	220.7
12	1'47.396 P	25.871	26.978	23.544	31.003	222.1	10	6'57.043	27.409	26.688	23.232	28.076	
13	10'28.066	24.344	27.381	29.447	27.602		11	2'00.439 P	23.644	26.495	28.514	41.786	216.5
14	1'39.492	23.215	26.155	22.733	27.389	215.0	12	9'20.879	24.579	27.617	33.273	27.841	
15	1'39.645	23.206	26.214	22.792	27.433	214.1	13	1'40.048	23.384	26.460	22.855	27.349	225.5
16	1'39.700	23.181	26.237	22.850	27.432	215.2	12th 7 Adam NORRODIN SIC Racing Team MAL						
Runs=3 Total laps=13 Full laps=6							Runs=4 Total laps=15 Full laps=8						
1	3'37.280	26.390	28.792	24.370	30.875		1	2'49.713	25.095	27.926	24.801	28.886	
2	1'40.377	23.518	26.247	22.986	27.626	215.3	2	1'41.198	23.571	26.765	23.198	27.664	224.5
3	1'39.815	23.074	26.130	23.118	27.493	223.3	3	1'41.027	23.494	26.790	23.143	27.600	222.1
4	1'41.101	23.174	26.240	23.185	28.502	216.4	4	1'42.196	23.977	26.897	23.417	27.905	221.0
5	1'43.813 P	23.25*	26.475*	23.659	30.424	217.1	5	1'40.944	23.571	26.535	23.320	27.518	223.2
6	6'55.592	28.601	26.960	24.774	28.603		6	1'49.134 P	24.794	27.152	24.819	32.369	220.9
7	1'40.105	23.041	26.167	23.275	27.622	219.0	7	5'51.404	45.296	27.708	23.495	28.543	
8	1'39.770	23.130	26.198	22.945	27.497	215.0	8	1'42.559	24.315	27.126	23.323	27.795	213.8
9	1'39.902 *	23.17*	26.312	22.984	27.430	217.2	9	1'40.205	23.417	26.345	22.956	27.487	213.4
10	1'43.815 P	23.148	27.247	23.531	29.889	218.8	10	1'40.104 *	23.36*	26.348	22.984	27.412	221.5
11	13'01.048	32.700	28.666	29.819	28.289		11	1'44.794 P	23.403	26.817	23.611	30.963	221.8
							12	5'26.972 P	31.529	27.054	25.931	46.500	

Fastest Lap: Jorge MARTIN Del Conca Gresini Mo SPA **1'38.428** 22.902 25.938 22.641 26.947

These data/results cannot be reproduced, stored and/or transmitted in whole or in part by any manner of electronic, mechanical, photocopying, recording, broadcasting or otherwise now known or herein after developed without the previous express consent by the copyright owner, except for reproduction in daily press and regular printed publications on sale to the public within 60 days of the event related to those data/results and always provided that copyright symbol appears together as follows below.
© DORNA, 2017

Qualifying

Moto3

Lap	Lap Time	T1	T2	T3	T4	Speed	Lap	Lap Time	T1	T2	T3	T4	Speed
13	7'38.950	24.077	27.264	26.524	27.768		16	1'39.827	23.235	26.227	22.942	27.423	214.8
14	1'40.414	23.260	26.367	23.119	27.668	220.9	17	1'39.840	23.20*	26.323	22.916	27.393	215.3
15	1'39.615	23.129	26.327	22.930	27.229	223.1	16th 65 Philipp OETTL Südmetall Schedl GP GER						
13th 5 Romano FENATI Marinelli Rivacold Sni ITA						Runs=4 Total laps=11 Full laps=5			Runs=3 Total laps=17 Full laps=11				
1	4'24.033	23.053	28.074	23.881	27.815		1	2'35.020	23.891	27.438	23.614	27.655	
2	1'40.467	23.463	26.427	23.046	27.531	215.9	2	1'40.985	23.498	26.507	23.312	27.668	217.0
3	1'40.118	23.301	26.297	23.028	27.492	215.0	3	1'40.913	23.352	26.687	23.251	27.623	218.1
4	1'46.634	P 23.811	26.637	23.709	32.477	214.1	4	1'41.054	23.360	26.566	23.434	27.694	217.1
5	8'19.291	23.821	27.617	23.473	27.778		5	1'40.705	23.335	26.536	23.273	27.561	216.7
6	1'39.904	23.326	26.268	22.895	27.415	215.0	6	1'45.937	P 24.173	27.159	24.121	30.484	214.6
7	1'39.699	23.278	26.211	22.893	27.317	214.8	7	6'13.676	23.935	26.944	23.155	28.283	
8	1'45.368	P 23.650	27.390	23.637	30.691	215.5	8	1'40.252	23.291	26.440	23.148	27.373	223.5
9	14'09.316	P 27.409	28.352	25.287	30.647		9	1'40.453	23.392	26.494	23.066	27.501	225.7
10	2'12.794	22.710	26.557	23.073	27.549		10	1'39.967	23.178	26.300	23.124	27.365	222.7
11	1'39.853	23.217	26.248	22.966	27.422	214.7	11	1'41.037	23.276	26.544	23.317	27.900	221.7
14th 23 Niccolò ANTONELL Red Bull KTM Ajo ITA						Runs=3 Total laps=18 Full laps=13			Runs=3 Total laps=15 Full laps=9				
1	2'49.508	25.746	28.056	26.847	28.934		12	1'44.390	P 23.628	27.015	23.636	30.111	218.0
2	1'41.736	23.561	26.923	23.498	27.754	222.9	13	8'46.614	25.770	26.795	23.160	27.810	
3	1'40.913	23.428	26.644	23.252	27.589	222.5	14	1'40.029	* 23.05*	26.336	23.104	27.536	220.7
4	1'41.698	23.631	26.871	23.394	27.802	223.1	15	1'40.054	23.256	26.266	23.110	27.422	215.2
5	1'40.944	23.445	26.637	23.218	27.644	218.6	16	1'39.946	23.150	26.272	23.123	27.401	216.7
6	1'46.460	P 23.73*	27.094	23.418	32.216	218.4	17	1'40.463	23.372	26.406	23.089	27.596	217.2
7	5'56.816	28.564	27.066	24.530	28.539		17th 75 Albert ARENAS Aspar Mahindra Moto SPA						
8	1'40.409	23.331	26.531	23.071	27.476	221.1	Runs=3 Total laps=15 Full laps=9			Runs=3 Total laps=15 Full laps=9			
9	1'44.183	26.574	26.848	23.130	27.631	224.1	1	2'49.310	26.825	27.812	26.516	28.932	
10	1'40.310	23.301	26.501	23.029	27.479	221.5	2	1'41.004	23.514	26.567	23.153	27.770	216.3
11	1'40.265	23.235	26.488	23.055	27.487	221.7	3	1'40.682	23.457	26.444	23.139	27.642	217.4
12	1'40.453	23.279	26.586	23.108	27.480	226.8	4	1'41.069	23.539	26.525	23.269	27.736	217.2
13	1'43.652	P 23.795	26.882	23.262	29.713	215.2	5	1'40.699	23.459	26.380	23.178	27.682	213.5
14	6'47.612	27.412	27.373	24.667	27.780		6	1'47.368	P 24.13*	27.627	23.626	31.982	216.7
15	1'40.123	23.325	26.451	22.993	27.354	215.9	7	10'56.545	35.104	28.619	25.297	32.311	
16	1'53.003	23.375	26.375	31.109	32.144	216.6	8	1'43.785	23.849	27.767	23.690	28.479	218.0
17	1'39.826	23.255	26.313	22.923	27.335	217.8	9	1'41.786	23.663	27.240	23.115	27.768	215.3
18	1'39.833	23.164	26.336	22.886	27.447	220.0	10	1'46.913	28.553	26.822	23.493	28.045	213.7
15th 10 Dennis FOGGIA Sky Junior Team VR4 ITA						Runs=3 Total laps=17 Full laps=10			Runs=3 Total laps=16 Full laps=10				
1	2'48.381	26.589	28.124	26.497	28.545		11	1'59.940	P 23.588	26.663	26.447	43.242	215.4
2	1'41.233	23.469	26.675	23.242	27.847	214.4	12	6'37.768	* 31.270	27.587*	29.520	27.768	
3	1'40.931	23.382	26.460	23.238	27.851	214.6	13	1'40.248	23.362	26.516	22.913	27.457	213.7
4	1'41.239	23.543	26.612	23.353	27.731	213.0	14	1'39.966	23.281	26.281	22.980	27.424	212.2
5	1'40.736	23.374	26.517	23.160	27.685	213.7	15	1'57.622	P 28.016	29.521	24.197	35.888	213.7
6	1'47.788	P 25.13*	26.916	23.474	32.268	212.7	18th 39 Kazuki MASAKI Asia Talent Team JPN						
7	9'07.755	36.118	28.306	24.187	29.379		Runs=3 Total laps=16 Full laps=10			Runs=3 Total laps=16 Full laps=10			
8	1'41.695	24.196	26.433	23.160	27.906	195.1	1	3'30.998	38.774	30.512	25.870	28.657	
9	1'40.597	* 23.31*	26.432	23.130	27.717	213.9	2	1'43.438	23.855	27.321	23.838	28.424	212.6
10	1'42.602	24.967	26.799	23.169	27.667	216.1	3	1'43.085	24.545	27.097	23.642	27.801	208.6
11	1'40.519	23.333	26.378	23.144	27.664	214.0	4	1'40.568	23.269	26.394	23.077	27.828	214.6
12	1'41.118	23.346	26.604	23.346	27.822	213.8	5	1'42.276	* 24.65*	26.666	23.221	27.735	214.5
13	1'46.080	P 24.067	27.219	23.869	30.925	213.4	6	1'41.042	23.572	26.908	23.199	27.363	210.7
14	5'25.666	31.818	27.318	29.102	27.754		7	1'41.227	23.337	26.467	23.365	28.058	218.4
15	1'40.023	23.344	26.230	22.903	27.546	215.7	8	1'49.350	P 23.465	27.022	24.058	34.805	212.8
Fastest Lap: Jorge MARTIN						Del Conca Gresini Mo SPA			1'38.428 22.902 25.938 22.641 26.947				

These data/results cannot be reproduced, stored and/or transmitted in whole or in part by any manner of electronic, mechanical, photocopying, recording, broadcasting or otherwise now known or herein after developed without the previous express consent by the copyright owner, except for reproduction in daily press and regular printed publications on sale to the public within 60 days of the event related to those data/results and always provided that copyright symbol appears together as follows below.
© DORNA, 2017

Qualifying

Moto3

Lap	Lap Time	T1	T2	T3	T4	Speed	Lap	Lap Time	T1	T2	T3	T4	Speed
14	9'18.533	41.003	28.605	23.989	28.167		15	1'40.517	23.428	26.490	23.183	27.416	224.2
15	1'42.577	23.954	27.126	23.420	28.077	210.9	22nd 17 John MCPHEE British Talent Team GBR						
16	1'40.965	23.393	26.409	23.131	28.032	211.4	Runs=3 Total laps=14 Full laps=9						
19th 48 Lorenzo DALLA PO Aspar Mahindra Moto ITA							1	3'32.730	34.735	31.605	25.561	29.091	
Runs=3 Total laps=15 Full laps=10							2	1'41.830	23.732	26.841	23.379	27.878	220.0
1	2'48.950	31.820	29.182	26.089	30.491		3	1'44.228	24.705	27.130	24.389	28.004	220.7
2	1'40.981	23.576	26.525	23.159	27.721	214.0	4	1'40.275	23.280	26.460	23.105	27.430	222.2
3	1'40.710	23.397	26.344	23.216	27.753	216.7	5	1'43.860 P	23.47*	26.703	23.164	30.514	219.2
4	1'41.957	24.339	26.474	23.255	27.889	217.2	6	6'53.042	30.264	28.022	23.558	29.185	
5	1'40.297	23.421	26.197	23.042	27.637	214.9	7	1'44.161	26.061	26.798	23.443	27.859	219.2
6	1'48.675 P	24.856	27.565	23.947	32.307	217.5	8	1'40.211	23.280	26.397	23.093	27.441	224.0
7	9'06.939	31.053	28.245	23.523	28.726		9	1'40.604	23.152	26.422	23.390	27.640	222.0
8	1'42.243	24.527	26.893	23.223	27.600	211.6	10	1'40.236	23.159	26.497	23.065	27.515	221.9
9	1'40.237	23.317	26.368	23.023	27.529	216.9	11	1'44.547 P	23.374	26.504	23.302	31.367	222.1
10	1'44.356	25.704	27.025	23.351	28.276	215.2	12	10'51.988	34.521	28.646	23.936	28.043	
11	1'43.361 P	23.469	26.557	23.517	29.818	217.5	13	1'45.538	23.450	26.479	23.045	32.564	212.8
12	8'47.764	29.478	27.337	29.005	27.779		14	1'40.177	23.331	26.270	22.980	27.596	214.5
13	1'40.091	23.490	26.278	22.967	27.356	215.5	23rd 96 Manuel PAGLIANI CIP ITA						
14	1'39.988	23.360	26.159	22.990	27.479	213.8	Runs=3 Total laps=16 Full laps=11						
15	1'40.172	23.279	26.284	22.975	27.634	215.0	1	3'37.036	49.906	33.300	25.405	33.796	
20th 27 Kaito TOBA Honda Team Asia JPN							2	1'43.493	24.562	26.799	24.288	27.844	212.8
Runs=3 Total laps=15 Full laps=9							3	1'40.809	23.337	26.407	23.247	27.818	216.3
1	2'54.345	25.415	28.736	24.373	28.187		4	1'40.628	23.434	26.343	23.215	27.636	214.5
2	1'42.215	23.616	26.928	23.578	28.093	214.8	5	1'40.362	23.521	26.317	23.007	27.517	215.3
3	1'41.790	23.626	26.870	23.407	27.887	215.9	6	1'40.216	23.457	26.233	22.949	27.577	215.0
4	1'41.669	23.518	26.846	23.518	27.787	215.8	7	1'47.228 P	25.101	28.538	23.498	30.091	218.1
5	1'41.819	23.595	26.981	23.448	27.795	213.8	8	6'40.903	25.683	27.710	23.242	29.436	
6	1'45.834 P	23.607	26.747	23.262	32.218	213.4	9	1'46.059	23.610	26.556	25.502	30.391	214.4
7	5'42.308	38.502	28.387	23.657	27.826		10	1'43.845	24.266	27.645	23.810	28.124	219.3
8	1'40.444	23.245	26.378	23.143	27.678	220.3	11	1'40.685	23.379	26.586	23.189	27.531	219.3
9	1'40.296	23.296	26.354	23.077	27.569	220.9	12	1'44.394 P	23.666	26.520	23.211	30.997	217.5
10	1'40.588 *	23.295	26.460	23.280	27.553*	219.7	13	8'58.845	35.543	27.914	23.436	29.447	
11	1'41.638	23.501	26.791	23.406	27.940	221.7	14	1'43.127	24.259	27.966	23.140	27.762	211.1
12	1'47.851 P	24.379	27.379	24.108	31.985	215.9	15	1'41.046	23.536	26.594	23.048	27.868	210.9
13	11'24.732 *	31.016	29.573	30.895	29.998*		16	1'41.120	23.586	26.556	23.125	27.853	212.2
14	1'42.421	23.415	26.426	24.570	28.010	218.5	24th 16 Andrea MIGNO SKY Racing Team VR ITA						
15	1'40.123	23.359	26.344	23.112	27.308	216.3	Runs=3 Total laps=16 Full laps=9						
21st 95 Jules DANILO Marinelli Rivacold Sni FRA							1	1'56.153	23.787	28.037	23.741	28.096	
Runs=3 Total laps=15 Full laps=10							2	1'42.457	23.646	26.814	23.616	28.381	215.5
1	3'34.517	37.945	31.196	25.427	30.222		3	1'42.486	23.533	26.568	24.244	28.141	219.0
2	1'40.736	23.409	26.579	23.162	27.586	218.3	4	1'40.804	23.472	26.510	23.200	27.622	218.3
3	1'44.103	23.627	26.839	25.947	27.690	219.2	5	1'40.220	23.259	26.432	23.108	27.421	221.7
4	1'41.006	23.713	26.500	23.208	27.585	217.9	6	1'39.995 *	23.22*	26.347	22.988	27.431*	221.8
5	1'41.157	23.471	26.452	23.320	27.914	217.0	7	1'47.465 P	26.049	27.244	23.774	30.398	219.1
6	1'40.638	23.509	26.408	23.236	27.485	217.9	8	6'51.575	27.403	28.827	27.168	28.314	
7	1'45.341 P	23.571	26.809	23.386	31.575	217.2	9	1'40.751	23.700	26.703	22.913	27.435	219.3
8	5'11.705 *	25.754	27.193	28.866	28.061*		10	1'40.277	23.264	26.379	23.047	27.587	220.6
9	1'40.142	23.283	26.376	23.039	27.444	218.4	11	1'41.831	23.315	26.390	23.185	28.941	224.4
10	1'42.197	23.383	26.502	23.230	29.082	222.5	12	1'40.310	23.405	26.333	23.047	27.525	223.0
11	1'41.006	23.429	26.417	23.398	27.762	221.0	13	1'43.478 P	23.745	26.874	23.248	29.611	219.5
12	1'44.864 P	23.419	26.639	23.260	31.546	218.8	14	9'39.013	38.359	28.433	30.042	28.363	
13	11'15.668	29.466	28.763	28.571	28.178		15	1'41.469 *	23.48*	26.616	23.724	27.642	219.3
14	1'47.117	23.520	26.528	28.459	28.610	214.6	16	1'40.313	23.402	26.370	23.218	27.323	219.1

Fastest Lap: Jorge MARTIN Del Conca Gresini Mo SPA **1'38.428** 22.902 25.938 22.641 26.947

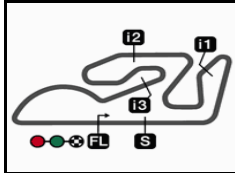
These data/results cannot be reproduced, stored and/or transmitted in whole or in part by any manner of electronic, mechanical, photocopying, recording, broadcasting or otherwise now known or herein after developed without the previous express consent by the copyright owner, except for reproduction in daily press and regular printed publications on sale to the public within 60 days of the event related to those data/results and always provided that copyright symbol appears together as follows below.
© DORNA, 2017

Official MotoGP Timing by TISSOT
www.motogp.com

Cheste, Saturday, November 11, 2017

Page 4 of 5





GRAN PREMIO MOTUL DE LA COMUNITAT VALENCIANA

Provisional Starting Grid

4005 m.

Race : 24 laps = 96.12 km

23

1	3 1'38.976 19 Gabriel RODRIGO KTM	2 1'38.873 36 Joan MIR Honda	1 1'38.428 88 Jorge MARTIN Honda
2	6 1'39.399 44 Aron CANET Honda	5 1'39.319 33 Enea BASTIANINI Honda	4 1'39.308 24 Tatsuki SUZUKI Honda
3	9 1'39.521 21 Fabio DI GIANNANTONIO Honda	8 1'39.492 42 Marcos RAMIREZ KTM	7 1'39.492 71 Ayumu SASAKI Honda
4	12 1'39.615 7 Adam NORRODIN Honda	11 1'39.551 58 Juanfran GUEVARA KTM	10 1'39.536 64 Bo BENDSNEYDER KTM
5	15 1'39.827 10 Dennis FOGGIA KTM	14 1'39.826 23 Niccolò ANTONELLI KTM	13 1'39.699 5 Romano FENATI Honda
6	18 1'39.985 39 Kazuki MASAKI Honda	17 1'39.966 75 Albert ARENAS Mahindra	16 1'39.946 65 Philipp OETTL KTM
7	21 1'40.142 95 Jules DANILO Honda	20 1'40.123 27 Kaito TOBA Honda	19 1'39.988 48 Lorenzo DALLA PORTA Mahindra
8	24 1'40.220 16 Andrea MIGNO KTM	23 1'40.216 96 Manuel PAGLIANI Mahindra	22 1'40.177 17 John MCPHEE Honda

The results are provisional until the end of the limit for protest and appeals and until the ratification of the Event Management Committee.

Time limit for protest expires 60' at the latest after publication of the results - Mr. Time:

These data/results cannot be reproduced, stored and/or transmitted in whole or in part by any manner of electronic, mechanical, photocopying, recording, broadcasting or otherwise now known or herein after developed without the previous express consent by the copyright owner, except for reproduction in daily press and regular printed publications on sale to the public within 60 days of the event related to those data/results and always provided that copyright symbol appears together as follows below.

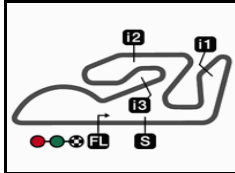
© DORNA, 2017

Official MotoGP Timing by TISSOT
www.motogp.com

Cheste, Saturday, November 11, 2017

Page 1 of 2





4005 m.

GRAN PREMIO MOTUL DE LA COMUNITAT VALENCIANA

Provisional Starting Grid

Race : 24 laps = 96.12 km

23

Moto3™

9

27
1'40.775
11 Livio LOI
Honda

26
1'40.662
4 Patrik PULKKINEN
Peugeot

25
1'40.521
84 Jakub KORNFEIL
Peugeot

10

30
1'41.600
6 Maria HERRERA
KTM

29
1'41.278
14 Tony ARBOLINO
Honda

28
1'40.777
12 Marco BEZZECCHI
Mahindra

11

31
1'42.469
41 Nakarin ATIRATPHUVAPAT
Honda

The results are provisional until the end of the limit for protest and appeals and until the ratification of the Event Management Committee.

Time limit for protest expires 60' at the latest after publication of the results - Mr. Time:

These data/results cannot be reproduced, stored and/or transmitted in whole or in part by any manner of electronic, mechanical, photocopying, recording, broadcasting or otherwise now known or herein after developed without the previous express consent by the copyright owner, except for reproduction in daily press and regular printed publications on sale to the public within 60 days of the event related to those data/results and always provided that copyright symbol appears together as follows below.

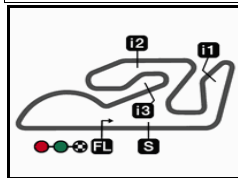
© DORNA, 2017

Official MotoGP Timing by TISSOT
www.motogp.com

Cheste, Saturday, November 11, 2017

Page 2 of 2





GRAN PREMIO MOTUL DE LA COMUNITAT VALENCIANA

After the Qualifying

Event Best Maximum Speed



Rider	Nation Team	Motorcycle	Km/h	
58 Juanfran GUEVARA	SPA RBA BOE Racing Team	KTM	230.5	Free Practice Nr. 1
23 Niccolò ANTONELLI	ITA Red Bull KTM Ajo	KTM	226.8	Qualifying
71 Ayumu SASAKI	JPN SIC Racing Team	HONDA	226.4	Free Practice Nr. 3
11 Livio LOI	BEL Leopard Racing	HONDA	226.3	Qualifying
65 Philipp OETTL	GER Südmetall Schedl GP Racing	KTM	225.7	Qualifying
19 Gabriel RODRIGO	ARG RBA BOE Racing Team	KTM	225.6	Free Practice Nr. 3
88 Jorge MARTIN	SPA Del Conca Gresini Moto3	HONDA	224.7	Free Practice Nr. 1
7 Adam NORRODIN	MAL SIC Racing Team	HONDA	224.5	Qualifying
16 Andrea MIGNO	ITA SKY Racing Team VR46	KTM	224.4	Qualifying
95 Jules DANILLO	FRA Marinelli Rivacold Snipers	HONDA	224.2	Qualifying
44 Aron CANET	SPA Estrella Galicia 0,0	HONDA	224.0	Qualifying
17 John MCPHEE	GBR British Talent Team	HONDA	224.0	Qualifying
14 Tony ARBOLINO	ITA SIC58 Squadra Corse	HONDA	223.9	Qualifying
33 Enea BASTIANINI	ITA Estrella Galicia 0,0	HONDA	223.4	Free Practice Nr. 3
21 Fabio DI GIANNANTONIO	ITA Del Conca Gresini Moto3	HONDA	223.3	Qualifying
42 Marcos RAMIREZ	SPA Platinum Bay Real Estate	KTM	222.8	Free Practice Nr. 1
6 Maria HERRERA	SPA MH6 Team	KTM	222.8	Qualifying
40 Darryn BINDER	RSA Platinum Bay Real Estate	KTM	222.6	Free Practice Nr. 1
39 Kazuki MASAKI	JPN Asia Talent Team	HONDA	222.4	Free Practice Nr. 3
12 Marco BEZZECCHI	ITA CIP	MAHINDRA	222.2	Free Practice Nr. 3
10 Dennis FOGGIA	ITA Sky Junior Team VR46 Academ	KTM	222.0	Free Practice Nr. 3
36 Joan MIR	SPA Leopard Racing	HONDA	221.7	Qualifying
27 Kaito TOBA	JPN Honda Team Asia	HONDA	221.7	Qualifying
64 Bo BENDSNEYDER	NED Red Bull KTM Ajo	KTM	221.5	Qualifying
96 Manuel PAGLIANI	ITA CIP	MAHINDRA	221.0	Free Practice Nr. 2
8 Nicolo BULEGA	ITA SKY Racing Team VR46	KTM	221.0	Free Practice Nr. 1
24 Tatsuki SUZUKI	JPN SIC58 Squadra Corse	HONDA	220.5	Qualifying
41 Nakarin ATIRATPHUVAPAT	THA Honda Team Asia	HONDA	220.0	Free Practice Nr. 2
48 Lorenzo DALLA PORTA	ITA Aspar Mahindra Moto3	MAHINDRA	219.9	Free Practice Nr. 3
5 Romano FENATI	ITA Marinelli Rivacold Snipers	HONDA	219.5	Free Practice Nr. 1
75 Albert ARENAS	SPA Aspar Mahindra Moto3	MAHINDRA	219.4	Free Practice Nr. 3
84 Jakub KORNFEIL	CZE Peugeot MC Saxoprint	PEUGEOT	219.3	Free Practice Nr. 1
4 Patrik PULKKINEN	FIN Peugeot MC Saxoprint	PEUGEOT	218.9	Free Practice Nr. 3

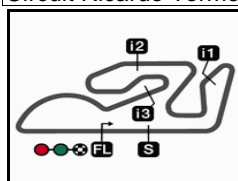
These data/results cannot be reproduced, stored and/or transmitted in whole or in part by any manner of electronic, mechanical, photocopying, recording, broadcasting or otherwise now known or herein after developed without the previous express consent by the copyright owner, except for reproduction in daily press and regular printed publications on sale to the public within 60 days of the event related to those data/results and always provided that copyright symbol appears together as follows below.

© DORNA, 2017

Official MotoGP Timing by TISSOT
www.motogp.com

Cheste, Saturday, November 11, 2017





4005 m.

GRAN PREMIO MOTUL DE LA COMUNITAT VALENCIANA

Qualifying

Best Partial Times

Moto3™

IT Ideal Lap Time, sum of the best partial times

BT Best Lap Time

T1		T2		T3		T4				IT		BT	
Pos	Rider	Time	Rider	Time	Rider	Time	Rider	Time	Pos	Rider	IT	BT	
1	J.MARTIN	22.870	J.MARTIN	25.843	J.MARTIN	22.633	J.MARTIN	26.947	1	J.MARTIN	1'38.293	1'38.428	(1)
2	J.MIR	22.964	J.MIR	26.020	J.MIR	22.645	G.RODRIGO	27.111	2	J.MIR	1'38.842	1'38.873	(2)
3	G.RODRIGO	23.023	B.BENDSNEYDE	26.051	E.BASTIANINI	22.709	J.MIR	27.213	3	G.RODRIGO	1'38.948	1'38.976	(3)
4	A.CANET	23.024	G.RODRIGO	26.082	G.RODRIGO	22.732	A.NORRODIN	27.229	4	E.BASTIANINI	1'39.109	1'39.319	(5)
5	E.BASTIANINI	23.038	T.SUZUKI	26.089	M.RAMIREZ	22.733	A.SASAKI	27.258	5	A.CANET	1'39.216	1'39.399	(6)
6	A.SASAKI	23.039	E.BASTIANINI	26.090	A.CANET	22.750	F.DI GIANNANTO	27.263	6	T.SUZUKI	1'39.271	1'39.308	(4)
7	F.DI GIANNANTO	23.041	J.GUEVARA	26.097	T.SUZUKI	22.775	E.BASTIANINI	27.272	7	B.BENDSNEYDE	1'39.283	1'39.536	(10)
8	J.GUEVARA	23.058	A.SASAKI	26.124	B.BENDSNEYDE	22.800	T.SUZUKI	27.291	8	A.SASAKI	1'39.295	1'39.492	(7)
9	B.BENDSNEYDE	23.109	F.DI GIANNANTO	26.130	J.GUEVARA	22.837	A.CANET	27.297	9	J.GUEVARA	1'39.299	1'39.551	(11)
10	T.SUZUKI	23.116	M.RAMIREZ	26.144	F.DI GIANNANTO	22.866	J.GUEVARA	27.307	10	F.DI GIANNANTO	1'39.300	1'39.521	(9)
11	A.NORRODIN	23.129	A.CANET	26.145	A.SASAKI	22.874	K.TOBA	27.308	11	M.RAMIREZ	1'39.437	1'39.492	(8)
12	P.OETTL	23.150	L.DALLA PORTA	26.159	N.ANTONELLI	22.886	R.FENATI	27.317	12	A.NORRODIN	1'39.615	1'39.615	(12)
13	J.MCPHEE	23.152	R.FENATI	26.211	R.FENATI	22.893	A.MIGNO	27.323	13	R.FENATI	1'39.638	1'39.699	(13)
14	N.ANTONELLI	23.164	K.MASAKI	26.216	D.FOGGIA	22.903	B.BENDSNEYDE	27.323	14	N.ANTONELLI	1'39.698	1'39.826	(14)
15	M.RAMIREZ	23.181	D.FOGGIA	26.227	A.MIGNO	22.913	N.ANTONELLI	27.335	15	D.FOGGIA	1'39.758	1'39.827	(15)
16	R.FENATI	23.217	M.PAGLIANI	26.233	A.ARENAS	22.913	L.DALLA PORTA	27.356	16	L.DALLA PORTA	1'39.761	1'39.988	(19)
17	M.BEZZECCHI	23.226	P.OETTL	26.266	A.NORRODIN	22.930	K.MASAKI	27.360	17	A.MIGNO	1'39.828	1'40.220	(24)
18	D.FOGGIA	23.235	J.MCPHEE	26.270	M.PAGLIANI	22.949	P.OETTL	27.365	18	J.MCPHEE	1'39.832	1'40.177	(22)
19	K.TOBA	23.245	A.ARENAS	26.281	L.DALLA PORTA	22.967	M.RAMIREZ	27.379	19	P.OETTL	1'39.847	1'39.946	(16)
20	A.MIGNO	23.259	N.ANTONELLI	26.313	J.MCPHEE	22.980	D.FOGGIA	27.393	20	K.MASAKI	1'39.872	1'39.985	(18)
21	K.MASAKI	23.269	A.NORRODIN	26.327	J.KORNFEIL	23.000	J.DANILO	27.416	21	A.ARENAS	1'39.899	1'39.966	(17)
22	L.DALLA PORTA	23.279	M.BEZZECCHI	26.327	K.MASAKI	23.027	A.ARENAS	27.424	22	K.TOBA	1'39.974	1'40.123	(20)
23	A.ARENAS	23.281	A.MIGNO	26.333	J.DANILO	23.039	J.MCPHEE	27.430	23	M.PAGLIANI	1'40.036	1'40.216	(23)
24	J.DANILO	23.283	K.TOBA	26.344	P.OETTL	23.066	L.LOI	27.486	24	J.DANILO	1'40.114	1'40.142	(21)

These data/results cannot be reproduced, stored and/or transmitted in whole or in part by any manner of electronic, mechanical, photocopying, recording, broadcasting or otherwise now known or herein after developed without the previous express consent by the copyright owner, except for reproduction in daily press and regular printed publications on sale to the public within 60 days of the event related to those data/results and always provided that copyright symbol appears together as follows below.


© DORNA, 2017

Official MotoGP Timing by TISSOT
www.motogp.com

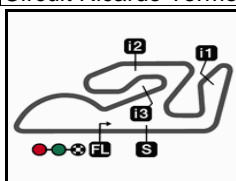
motoE™



Circuit Ricardo Tormo

Results and timing service provided by  TISSOT

Moto3™



4005 m.

GRAN PREMIO MOTUL DE LA COMUNITAT VALENCIANA

Qualifying

Best Partial Times

IT Ideal Lap Time, sum of the best partial times*BT* Best Lap Time

<i>T1</i>		<i>T2</i>		<i>T3</i>		<i>T4</i>				<i>IT</i>	<i>BT</i>	
<i>Pos</i>	<i>Rider</i>	<i>Time</i>	<i>Rider</i>	<i>Time</i>	<i>Rider</i>	<i>Time</i>	<i>Rider</i>	<i>Time</i>	<i>Pos</i>	<i>Rider</i>	<i>IT</i>	<i>BT</i>
25	J.KORNFEIL	23.309	J.DANILO	26.376	K.TOBA	23.077	J.KORNFEIL	27.502	25	M.BEZZECCHI	1'40.235	1'40.777 (28)
26	M.PAGLIANI	23.337	P.PULKKINEN	26.386	M.BEZZECCHI	23.081	M.PAGLIANI	27.517	26	J.KORNFEIL	1'40.251	1'40.521 (25)
27	L.LOI	23.358	J.KORNFEIL	26.440	P.PULKKINEN	23.142	M.BEZZECCHI	27.601	27	P.PULKKINEN	1'40.583	1'40.662 (26)
28	P.PULKKINEN	23.415	L.LOI	26.554	L.LOI	23.259	P.PULKKINEN	27.640	28	L.LOI	1'40.657	1'40.775 (27)
29	T.ARBOLINO	23.440	T.ARBOLINO	26.569	T.ARBOLINO	23.314	T.ARBOLINO	27.684	29	T.ARBOLINO	1'41.007	1'41.278 (29)
30	M.HERRERA	23.561	M.HERRERA	26.587	M.HERRERA	23.407	M.HERRERA	27.746	30	M.HERRERA	1'41.301	1'41.600 (30)
31	N.ATIRATPHUVA	23.892	N.ATIRATPHUVA	26.765	N.ATIRATPHUVA	23.426	N.ATIRATPHUVA	27.925	31	N.ATIRATPHU	1'42.008	1'42.469 (31)

These data/results cannot be reproduced, stored and/or transmitted in whole or in part by any manner of electronic, mechanical, photocopying, recording, broadcasting or otherwise now known or herein after developed without the previous express consent by the copyright owner, except for reproduction in daily press and regular printed publications on sale to the public within 60 days of the event related to those data/results and always provided that copyright symbol appears together as follows below.

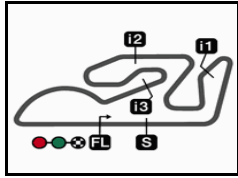
© DORNA, 2017

Official MotoGP Timing by TISSOT

www.motogp.com

motoE3™






4005 m.

GRAN PREMIO MOTUL DE LA COMUNITAT VALENCIANA

Qualifying

Fastest Laps Sequence

<i>Practice Time</i>	 <i>Rider</i>	<i>Nation</i>	<i>Motorcycle</i>	<i>Time</i>	<i>Km/h</i>	<i>Rider's Lap</i>
3'38.610	16 Andrea MIGNO	ITA	KTM	1'42.457	140.7	2
4'05.902	19 Gabriel RODRIGO	ARG	KTM	1'40.541	143.4	2
5'17.521	44 Aron CANET	SPA	HONDA	1'40.359	143.6	2
5'46.130	19 Gabriel RODRIGO	ARG	KTM	1'40.228	143.8	3
6'05.005	64 Bo BENDSNEYDER	NED	KTM	1'40.004	144.1	3
6'57.472	21 Fabio DI GIANNANTONI	ITA	HONDA	1'39.815	144.4	3
7'44.789	64 Bo BENDSNEYDER	NED	KTM	1'39.784	144.4	4
8'39.367	44 Aron CANET	SPA	HONDA	1'39.716	144.5	4
10'21.326	36 Joan MIR	SPA	HONDA	1'39.704	144.6	5
13'42.786	19 Gabriel RODRIGO	ARG	KTM	1'39.332	145.1	6
17'08.399	88 Jorge MARTIN	SPA	HONDA	1'38.665	146.1	7
40'26.730	88 Jorge MARTIN	SPA	HONDA	1'38.428	146.4	15

These data/results cannot be reproduced, stored and/or transmitted in whole or in part by any manner of electronic, mechanical, photocopying, recording, broadcasting or otherwise now known or herein after developed without the previous express consent by the copyright owner, except for reproduction in daily press and regular printed publications on sale to the public within 60 days of the event related to those data/results and always provided that copyright symbol appears together as follows below.

© DORNA, 2017

Official MotoGP Timing by TISSOT
www.motogp.com

Cheste, Saturday, November 11, 2017

