


5543 m.

## SHELL MALAYSIA MOTORCYCLE GRAND PRIX

Qualifying  
Classification

		Rider	Nation	Team	Motorcycle	Time	Lap Total	Gap	Top Speed
1	36	Joan MIR	SPA	Leopard Racing	HONDA	<b>2'12.078</b>	13 13		<b>223.2</b>
2	88	Jorge MARTIN	SPA	Del Conca Gresini Moto3	HONDA	<b>2'12.457</b>	2 9	0.379 0.379	<b>225.1</b>
3	17	John MCPHEE	GBR	British Talent Team	HONDA	<b>2'12.816</b>	12 12	0.738 0.359	<b>223.0</b>
4	64	Bo BENDSNEYDER	NED	Red Bull KTM Ajo	KTM	<b>2'13.161</b>	14 14	1.083 0.345	<b>222.0</b>
5	19	Gabriel RODRIGO	ARG	RBA BOE Racing Team	KTM	<b>2'13.165</b>	9 9	1.087 0.004	<b>222.7</b>
6	95	Jules DANILO	FRA	Marinelli Rivacold Snipers	HONDA	<b>2'13.309</b>	12 12	1.231 0.144	<b>223.0</b>
7	11	Livio LOI	BEL	Leopard Racing	HONDA	<b>2'13.311</b>	12 12	1.233 0.002	<b>226.3</b>
8	5	Romano FENATI	ITA	Marinelli Rivacold Snipers	HONDA	<b>2'13.363</b>	10 10	1.285 0.052	<b>221.1</b>
9	33	Enea BASTIANINI	ITA	Estrella Galicia 0,0	HONDA	<b>2'13.374</b>	11 11	1.296 0.011	<b>224.9</b>
10	23	Niccolò ANTONELLI	ITA	Red Bull KTM Ajo	KTM	<b>2'13.419</b>	13 13	1.341 0.045	<b>225.4</b>
11	21	Fabio DI GIANNANTONIO	ITA	Del Conca Gresini Moto3	HONDA	<b>2'13.440</b>	2 9	1.362 0.021	<b>226.8</b>
12	44	Aron CANET	SPA	Estrella Galicia 0,0	HONDA	<b>2'13.571</b>	12 12	1.493 0.131	<b>219.4</b>
13	24	Tatsuki SUZUKI	JPN	SIC58 Squadra Corse	HONDA	<b>2'13.594</b>	11 11	1.516 0.023	<b>214.2</b>
14	71	Ayumu SASAKI	JPN	SIC Racing Team	HONDA	<b>2'13.792</b>	12 12	1.714 0.198	<b>225.9</b>
15	7	Adam NORRODIN	MAL	SIC Racing Team	HONDA	<b>2'13.847</b>	12 12	1.769 0.055	<b>223.2</b>
16	8	Nicolo BULEGA	ITA	SKY Racing Team VR46	KTM	<b>2'13.864</b>	10 10	1.786 0.017	<b>219.7</b>
17	42	Marcos RAMIREZ	SPA	Platinum Bay Real Estate	KTM	<b>2'13.892</b>	3 6	1.814 0.028	<b>216.9</b>
18	58	Juanfran GUEVARA	SPA	RBA BOE Racing Team	KTM	<b>2'13.982</b>	3 10	1.904 0.090	<b>222.7</b>
19	16	Andrea MIGNO	ITA	SKY Racing Team VR46	KTM	<b>2'14.071</b>	14 14	1.993 0.089	<b>221.3</b>
20	96	Manuel PAGLIANI	ITA	CIP	MAHINDRA	<b>2'14.181</b>	13 13	2.103 0.110	<b>219.0</b>
21	27	Kaito TOBA	JPN	Honda Team Asia	HONDA	<b>2'14.249</b>	13 13	2.171 0.068	<b>217.5</b>
22	84	Jakub KORNFEL	CZE	Peugeot MC Saxoprint	PEUGEOT	<b>2'14.320</b>	13 13	2.242 0.071	<b>216.4</b>
23	48	Lorenzo DALLA PORTA	ITA	Aspar Mahindra Moto3	MAHINDRA	<b>2'14.623</b>	14 14	2.545 0.303	<b>220.2</b>
24	65	Philipp OETTL	GER	Südmotall Schedl GP Racing	KTM	<b>2'14.633</b>	11 11	2.555 0.010	<b>216.9</b>
25	40	Darryn BINDER	RSA	Platinum Bay Real Estate	KTM	<b>2'14.787</b>	12 12	2.709 0.154	<b>222.3</b>
26	12	Marco BEZZECCHI	ITA	CIP	MAHINDRA	<b>2'15.181</b>	8 11	3.103 0.394	<b>213.6</b>
27	41	Nakarin ATIRATPHUVAP	THA	Honda Team Asia	HONDA	<b>2'15.214</b>	5 10	3.136 0.033	<b>215.6</b>
28	14	Tony ARBOLINO	ITA	SIC58 Squadra Corse	HONDA	<b>2'15.215</b>	3 10	3.137 0.001	<b>224.8</b>
29	9	Kasma Daniel KASMAYU	MAL	Petronas Sprinta Racing	HONDA	<b>2'15.577</b>	12 15	3.499 0.362	<b>218.4</b>
30	4	Patrik PULKKINEN	FIN	Peugeot MC Saxoprint	PEUGEOT	<b>2'15.811</b>	13 13	3.733 0.234	<b>215.3</b>
31	6	Maria HERRERA	SPA	Aspar Mahindra Moto3	MAHINDRA	<b>2'16.786</b>	9 11	4.708 0.975	<b>219.0</b>

Practice condition: Dry

Air: 34°

Humidity: 51%

Ground: 44°

<b>Fastest Lap:</b>	Lap: 13	<b>Joan MIR</b>	<b>2'12.078</b>	151 Km/h
<b>Circuit Record Lap:</b>	2015	<b>Brad BINDER</b>	<b>2'13.571</b>	149.3 Km/h
<b>Circuit Best Lap:</b>	2017	<b>Joan MIR</b>	<b>2'12.078</b>	151.0 Km/h

The results are provisional until the end of the limit for protest and appeals.

Time limit for protest expires 30' after publication of the results - ..... Time: .....

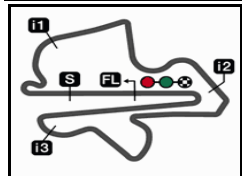
These data/results cannot be reproduced, stored and/or transmitted in whole or in part by any manner of electronic, mechanical, photocopying, recording, broadcasting or otherwise now known or herein after developed without the previous express consent by the copyright owner, except for reproduction in daily press and regular printed publications on sale to the public within 60 days of the event related to those data/results and always provided that copyright symbol appears together as follows below.

© DORNA, 2017

Official MotoGP Timing by TISSOT  
www.motogp.com

Sepang, Saturday, October 28, 2017





5543 m.

## SHELL MALAYSIA MOTORCYCLE GRAND PRIX

## Qualifying

## Top Speed &amp; Average

21A

Rider	Nation	Motorcycle	Top 5 speeds					Average	Top
21 Fabio DI GIANNANTONIO	ITA	HONDA	226.8	221.4	221.2	219.3	214.8	220.7	226.8
11 Livio LOI	BEL	HONDA	226.3	222.2	221.8	219.4	219.3	221.8	226.3
71 Ayumu SASAKI	JPN	HONDA	225.9	223.1	222.9	220.8	220.0	222.5	225.9
23 Niccolò ANTONELLI	ITA	KTM	225.4	222.0	221.5	218.6	217.4	221.0	225.4
88 Jorge MARTIN	SPA	HONDA	225.1	222.2	221.6	219.5	214.7	220.6	225.1
33 Enea BASTIANINI	ITA	HONDA	224.9	221.4	221.2	219.0	218.8	221.1	224.9
14 Tony ARBOLINO	ITA	HONDA	224.8	223.9	223.4	222.8	219.4	222.9	224.8
7 Adam NORRODIN	MAL	HONDA	223.2	221.7	221.2	219.8	218.9	221.0	223.2
36 Joan MIR	SPA	HONDA	223.2	220.5	219.5	219.2	216.7	219.8	223.2
17 John MCPHEE	GBR	HONDA	223.0	221.4	219.8	217.9	217.8	220.0	223.0
95 Jules DANILO	FRA	HONDA	223.0	222.0	221.9	221.9	221.1	222.0	223.0
19 Gabriel RODRIGO	ARG	KTM	222.7	221.9	221.3	216.6	215.9	219.7	222.7
58 Juanfran GUEVARA	SPA	KTM	222.7	217.5	216.1	215.3	214.4	217.2	222.7
40 Darryn BINDER	RSA	KTM	222.3	218.8	218.7	213.5	213.2	217.3	222.3
64 Bo BENDSNEYDER	NED	KTM	222.0	220.0	217.0	216.1	216.1	218.2	222.0
16 Andrea MIGNO	ITA	KTM	221.3	220.1	219.2	219.0	218.3	219.6	221.3
5 Romano FENATI	ITA	HONDA	221.1	216.5	216.5	214.4	213.6	216.4	221.1
48 Lorenzo DALLA PORTA	ITA	MAHINDRA	220.2	218.9	217.6	216.6	214.1	217.5	220.2
8 Nicolo BULEGA	ITA	KTM	219.7	219.6	219.1	216.9	216.0	218.3	219.7
44 Aron CANET	SPA	HONDA	219.4	218.2	217.5	213.8	213.7	216.5	219.4
6 Maria HERRERA	SPA	MAHINDRA	219.0	215.6	214.7	211.8	211.5	214.5	219.0
96 Manuel PAGLIANI	ITA	MAHINDRA	219.0	216.0	215.1	215.0	215.0	216.0	219.0
9 Kasma Daniel KASMAYUDIN	MAL	HONDA	218.4	218.3	213.1	212.6	212.4	215.0	218.4
27 Kaito TOBA	JPN	HONDA	217.5	217.0	217.0	216.0	215.6	216.6	217.5
42 Marcos RAMIREZ	SPA	KTM	216.9	215.3	214.4	213.2		215.0	216.9
65 Philipp OETTL	GER	KTM	216.9	214.4	213.6	213.5	212.8	214.2	216.9
84 Jakub KORNFEIL	CZE	PEUGEOT	216.4	214.6	213.9	211.3	210.7	213.4	216.4
41 Nakarin ATIRATPHUVAPAT	THA	HONDA	215.6	215.2	214.3	213.7	211.8	214.1	215.6
4 Patrik PULKKINEN	FIN	PEUGEOT	215.3	214.3	212.3	211.8	209.9	212.7	215.3
24 Tatsuki SUZUKI	JPN	HONDA	214.2	213.5	212.5	212.4	212.3	213.0	214.2
12 Marco BEZZECCHI	ITA	MAHINDRA	213.6	213.2	213.0	212.6	212.3	212.8	213.6

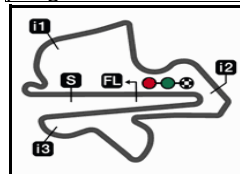
These data/results cannot be reproduced, stored and/or transmitted in whole or in part by any manner of electronic, mechanical, photocopying, recording, broadcasting or otherwise now known or herein after developed without the previous express consent by the copyright owner, except for reproduction in daily press and regular printed publications on sale to the public within 60 days of the event related to those data/results and always provided that copyright symbol appears together as follows below.

© DORNA, 2017

Official MotoGP Timing by TISSOT  
www.motogp.com




Sepang, Saturday, October 28, 2017



5543 m.

## SHELL MALAYSIA MOTORCYCLE GRAND PRIX

## Qualifying

## Chronological Analysis of Performances

22A

\* Lap / Sector time cancelled

T1 Time from finish line to 1st intermediate

T3 Time from 2nd intermed. to 3rd intermed.

P Crossing the finish line in pit lane

T2 Time from 1st intermed. to 2nd intermed.

T4 Time from 3rd intermediate to finish line

Lap	Lap Time	T1	T2	T3	T4	Speed	Lap	Lap Time	T1	T2	T3	T4	Speed	
<b>1st</b>	<b>36</b>	<b>Joan MIR</b> Leopard Racing SPA												
		Runs=3	Total laps=13	Full laps=8										
1	5'48.613	35.821	31.664	42.297	40.468		2	2'52.219	26.382	30.894	40.494	36.426		
2	<b>2'13.554</b>	28.203	29.881	39.866	35.604	223.2	3	<b>2'13.975</b>	28.467	29.804	39.846	35.858	212.7	
3	<b>2'13.361</b>	28.068	29.945	39.728	35.620	219.2	4	<b>2'16.666</b>	28.321	29.929	41.106	37.310	212.2	
4	<b>2'22.033</b>	34.855	30.327	40.500	36.351	216.4	5	<b>2'14.672</b>	28.486	30.130	39.878	36.178	213.2	
5	<b>2'17.605</b> P	28.104	29.881	40.307	39.313	220.5	6	1'09.405 P	28.867				213.4	
6	6'13.230	25.438	30.110	39.843	35.631		7	8'06.658	31.727	39.225	42.428	40.872		
7	<b>2'13.267</b>	28.184	29.838	39.725	35.520	215.9	8	<b>2'22.365</b>	28.617	33.088	43.742	36.918	222.0	
8	<b>2'13.516</b>	28.137	29.808	39.765	35.806	216.3	9	<b>2'14.123</b>	28.334	29.920	39.941	35.928	216.1	
9	<b>2'13.971</b>	28.331	29.893	39.970	35.777	214.5	10	<b>2'15.413</b>	28.674	30.188	40.132	36.419	220.0	
10	<b>2'13.736</b>	28.279	29.938	39.912	35.607	215.6	11	<b>2'14.363</b>	28.283	30.218	39.873	35.989	216.1	
11	1'10.845 P	28.199				216.7	12	1'10.110 P	28.824				214.1	
12	7'38.716	31.588	31.102	41.024	36.649		13	5'53.322	29.020	30.094	40.168	36.236		
13	<b>2'12.078</b>	27.857	29.486	39.400	35.335	219.5	14	<b>2'13.161</b>	28.133	29.719	39.600	35.709	217.0	
<b>2nd</b>	<b>88</b>	<b>Jorge MARTIN</b> Del Conca Gresini Mo SPA												
		Runs=3	Total laps=9	Full laps=4										
1	5'50.343	26.500	30.412	41.172	37.375		<b>5th</b>	<b>19</b>	<b>Gabriel RODRIGO</b> RBA BOE Racing Tea ARG					
2	<b>2'12.457</b>	27.971	29.421	39.691	35.374	221.6			Runs=3	Total laps=9	Full laps=4			
3	<b>2'15.028</b>	29.705	29.869	39.880	35.574	225.1	1	8'03.968	35.596	32.958	42.053	38.331		
4	1'09.559 P	28.417				222.2	2	<b>2'14.647</b>	28.721	30.152	40.160	35.614	221.9	
5	6'45.952	26.233	30.072	39.933	35.816		3	1'23.356 P	38.794				222.7	
6	<b>2'13.355</b>	28.210	29.615	39.776	35.754	213.4	4	13'24.951	30.867	37.728	41.551	36.607		
7	2'19.538 P	29.875	30.424	40.092	39.147	214.7	5	<b>2'14.329</b>	28.058	29.792	40.263	36.216	221.3	
8	16'32.378	26.544	31.067	41.264	36.384		6	<b>2'14.176</b>	28.193	29.780	40.153	36.050	216.6	
9	<b>2'12.498</b>	27.964	29.563	39.313	35.658	219.5	7	1'14.073 P	29.008				211.1	
<b>3rd</b>	<b>17</b>	<b>John MCPHEE</b> British Talent Team GBR												
		Runs=4	Total laps=12	Full laps=6										
1	5'27.681 P	37.181	34.051	42.587	36.933		8	8'08.797	27.716	30.244	39.742	35.735		
2	2'42.299	24.917	30.345	40.727	35.866		9	<b>2'13.165</b>	28.013	29.752	39.631	35.769	215.9	
3	<b>2'14.223</b>	28.274	29.986	40.295	35.668	217.8	<b>6th</b>	<b>95</b>	<b>Jules DANILO</b> Marinelli Rivacold Sni FRA					
4	<b>2'14.208</b>	28.268	30.007	40.125	35.808	223.0			Runs=3	Total laps=12	Full laps=7			
5	<b>2'13.752</b>	28.133	29.825	40.135	35.659	217.9	1	5'48.881	34.190	31.853	43.065	38.342		
6	1'10.869 P	28.403				216.8	2	<b>2'14.597</b>	28.306	29.811	40.614	35.866	221.1	
7	7'24.696	28.441	31.667	40.249	35.894		3	<b>2'14.923</b>	28.280	29.964	40.866	35.813	222.0	
8	<b>2'14.376</b>	28.246	29.907	40.120	36.103	221.4	4	<b>2'17.525</b>	29.999	30.533	40.591	36.402	219.3	
9	<b>2'15.947</b>	28.421	30.015	41.598	35.913	211.9	5	<b>2'15.223</b>	28.533	30.078	40.485	36.127	218.3	
10	2'18.609 P	28.352	30.018	40.493	39.746	215.3	6	1'10.859 P	28.796				212.9	
11	8'34.710	29.992	30.867	41.186	35.968		7	6'43.109	30.512	33.881	42.530	40.679		
12	<b>2'12.816</b>	28.141	29.591	39.476	35.608	219.8	8	<b>2'19.897</b>	28.709	30.444	44.774	35.970	223.0	
<b>4th</b>	<b>64</b>	<b>Bo BENDSNEYDER</b> Red Bull KTM Ajo NED												
		Runs=4	Total laps=14	Full laps=8										
1	3'52.972 P	27.119					9	<b>2'14.372</b>	28.093	30.169	40.104	36.006	221.9	
							10	1'11.388 P	28.581				221.9	
							11	10'24.866	28.478	30.236	40.432	36.136		
							12	<b>2'13.309</b>	28.120	29.692	39.839	35.658	220.7	
							<b>7th</b>	<b>11</b>	<b>Livio LOI</b> Leopard Racing BEL					
									Runs=3	Total laps=12	Full laps=7			
							1	5'47.766	41.042	32.066	43.245	38.014		
							2	<b>2'14.909</b>	28.544	30.121	40.475	35.769	222.2	
							3	<b>2'13.825</b>	28.139	29.903	39.971	35.812	226.3	

**Fastest Lap:** Joan MIR Leopard Racing SPA **2'12.078** 27.857 29.486 39.400 35.335

These data/results cannot be reproduced, stored and/or transmitted in whole or in part by any manner of electronic, mechanical, photocopying, recording, broadcasting or otherwise now known or herein after developed without the previous express consent by the copyright owner, except for reproduction in daily press and regular printed publications on sale to the public within 60 days of the event related to those data/results and always provided that copyright symbol appears together as follows below.  
© DORNA, 2017

# Qualifying

# Moto3

Lap	Lap Time	T1	T2	T3	T4	Speed	Lap	Lap Time	T1	T2	T3	T4	Speed
4	<b>2'20.296</b>	33.583	30.444	40.170	36.099	219.4	2	<b>2'13.440</b>	28.068	29.857	39.824	35.691	221.4
5	2'18.848 P	28.334	30.078	40.433	40.003	219.3	3	<b>2'13.496</b>	28.076	29.838	40.083	<b>35.499</b>	221.2
6	6'17.341	25.279	30.360	40.417	38.915		4	1'08.799 P	28.965				<b>226.8</b>
7	<b>2'14.534</b>	28.373	29.922	39.890	36.349	216.2	5	9'44.763	25.172	30.256	40.372	35.965	
8	<b>2'15.122</b>	28.281	30.006	40.614	36.221	217.6	6	<b>2'14.036</b>	28.311	29.840	39.772	36.113	214.3
9	<b>2'14.611</b>	28.260	30.001	40.189	36.161	216.4	7	2'16.324 P	28.438	29.924	40.095	37.867	214.8
10	1'14.035 P	29.771				211.8	8	13'11.694	29.638	30.857	40.436	36.581	
11	9'41.693	34.245	30.584	42.784	36.901		9	<b>2'13.685</b>	28.122	<b>29.669</b>	<b>39.391</b>	36.503	219.3
12	<b>2'13.311</b>	<b>28.075</b>	<b>29.845</b>	<b>39.745</b>	<b>35.646</b>	221.8							
<b>8th</b>	<b>5</b>	<b>Romano FENATI</b> Marinelli Rivacold Sni ITA					<b>12th</b>	<b>44</b>	<b>Aron CANET</b> Estrella Galicia 0,0 SPA				
		Runs=3	Total laps=10	Full laps=5				Runs=3	Total laps=12	Full laps=7			
1	5'47.217	30.928	31.928	42.491	37.809		1	5'47.068	35.602	31.866	42.327	38.032	
2	<b>2'14.831</b>	28.585	30.062	40.120	36.064	216.5	2	<b>2'15.295</b>	28.623	30.114	40.356	36.202	213.8
3	<b>2'14.540</b>	28.418	29.999	39.995	36.128	213.6	3	<b>2'14.378</b>	<b>28.313</b>	30.133	40.163	<b>35.769</b>	217.5
4	1'14.565 P	30.681				<b>221.1</b>	4	2'23.761 P	30.087	30.204	40.656	42.814	<b>219.4</b>
5	10'13.419	27.164	30.819	41.211	37.538		5	10'04.350	29.405	31.325	41.952	38.900	
6	<b>2'14.192</b>	28.464	29.931	39.876	35.921	214.4	6	<b>2'21.422</b>	29.217	34.514	41.219	36.472	210.5
7	<b>2'14.072</b>	28.345	29.981	39.958	35.788	212.6	7	<b>2'15.979</b>	28.349	29.820	40.730	37.080	213.7
8	1'11.910 P	29.374				211.9	8	<b>2'15.625</b>	28.428	30.340	40.460	36.397	218.2
9	11'25.282	27.735	30.348	40.696	37.214		9	<b>2'14.955</b>	28.581	30.006	40.047	36.321	212.5
10	<b>2'13.363</b>	<b>28.256</b>	<b>29.917</b>	<b>39.508</b>	<b>35.682</b>	216.5	10	1'10.723 P	29.074				204.8
							11	5'51.673	28.564	30.028	39.926	35.842	
<b>9th</b>	<b>33</b>	<b>Enea BASTIANINI</b> Estrella Galicia 0,0 ITA					<b>13th</b>	<b>24</b>	<b>Tatsuki SUZUKI</b> SIC58 Squadra Corse JPN				
		Runs=3	Total laps=11	Full laps=6				Runs=4	Total laps=11	Full laps=5			
1	5'46.021	38.549	34.628	42.851	40.154		1	3'53.389 P	27.303				
2	<b>2'18.273</b>	31.772	30.157	40.352	35.992	214.0	2	2'50.478	29.926	30.952	40.900	36.502	
3	<b>2'15.290</b>	28.474	30.350	40.445	36.021	221.2	3	<b>2'15.370</b>	28.864	30.162	40.239	36.105	212.3
4	<b>2'14.175</b>	28.229	30.133	39.967	35.846	218.8	4	<b>2'14.696</b>	28.559	29.966	40.075	36.096	211.9
5	1'19.114 P	35.237				212.9	5	1'10.457 P	28.730				213.5
6	8'53.343	27.573	30.479	41.521	40.155		6	9'48.382	30.798	30.734	40.648	36.149	
7	<b>2'22.038</b>	28.251	29.973	46.982	36.832	221.4	7	<b>2'14.258</b>	28.552	30.014	39.851	<b>35.841</b>	212.4
8	<b>2'13.678</b>	<b>28.155</b>	29.799	39.872	35.852	219.0	8	<b>2'14.594</b>	28.487	30.044	39.989	36.074	212.5
9	2'19.570 P	28.560	30.402	40.255	40.353	<b>224.9</b>	9	1'10.968 P	28.901				211.8
10	8'47.211	26.868	30.479	40.184	36.321		10	10'37.610	25.908	30.177	40.202	35.900	
11	<b>2'13.374</b>	28.190	<b>29.787</b>	<b>39.702</b>	<b>35.695</b>	212.4	11	<b>2'13.594</b>	<b>28.314</b>	<b>29.703</b>	<b>39.676</b>	35.901	<b>214.2</b>
<b>10th</b>	<b>23</b>	<b>Niccolò ANTONELL</b> Red Bull KTM Ajo ITA					<b>14th</b>	<b>71</b>	<b>Ayumu SASAKI</b> SIC Racing Team JPN				
		Runs=4	Total laps=13	Full laps=7				Runs=3	Total laps=12	Full laps=7			
1	3'54.358 P	27.885					1	3'57.996	26.445	30.746	40.964	36.324	
2	2'51.350	27.480	30.914	41.102	36.418		2	<b>2'14.619</b>	28.545	30.261	40.025	35.788	217.5
3	<b>2'14.619</b>	28.510	30.100	40.066	35.943	217.4	3	<b>2'14.424</b>	28.478	30.149	39.958	35.839	219.8
4	<b>2'14.594</b>	28.675	30.104	39.972	35.843	215.3	4	<b>2'16.119</b>	28.325	30.186	40.032	37.576	222.9
5	<b>2'14.523</b>	28.496	30.203	39.786	36.038	214.6	5	1'11.420 P	29.022				214.4
6	1'09.594 P	29.566				199.9	6	10'51.856	29.518	30.811	41.552	40.258	
7	8'06.881	32.430	34.593	43.254	42.603		7	<b>2'20.718</b>	28.943	31.485	42.444	37.846	223.1
8	<b>2'21.635</b>	28.472	35.513	41.179	36.471	218.6	8	<b>2'14.303</b>	28.170	30.088	40.082	35.963	<b>225.9</b>
9	<b>2'14.201</b>	<b>28.271</b>	30.025	39.867	36.038	222.0	9	<b>2'14.363</b>	28.373	<b>29.896</b>	40.183	35.911	220.8
10	<b>2'14.328</b>	28.564	30.117	39.811	35.836	<b>225.4</b>	10	1'12.552 P	29.426				214.7
11	1'10.809 P	29.250				209.1	11	8'04.328	40.001	32.188	42.678	37.486	
12	8'06.938	29.039	30.533	40.366	36.814		12	<b>2'13.792</b>	<b>28.120</b>	30.156	<b>39.756</b>	<b>35.760</b>	220.0
13	<b>2'13.419</b>	28.279	<b>29.881</b>	<b>39.732</b>	<b>35.527</b>	221.5							
<b>11th</b>	<b>21</b>	<b>Fabio DI GIANNANT</b> Del Conca Gresini Mo ITA					<b>15th</b>	<b>7</b>	<b>Adam NORRODIN</b> SIC Racing Team MAL				
		Runs=3	Total laps=9	Full laps=4				Runs=3	Total laps=12	Full laps=7			
1	5'51.816	27.725	30.510	40.880	36.635		1	3'57.466	27.072	31.024	40.923	35.945	

**Fastest Lap:** Joan MIR Leopard Racing SPA **2'12.078** 27.857 29.486 39.400 35.335

These data/results cannot be reproduced, stored and/or transmitted in whole or in part by any manner of electronic, mechanical, photocopying, recording, broadcasting or otherwise now known or herein after developed without the previous express consent by the copyright owner, except for reproduction in daily press and regular printed publications on sale to the public within 60 days of the event related to those data/results and always provided that copyright symbol appears together as follows below.  
© DORNA, 2017

Official MotoGP Timing by TISSOT  
www.motogp.com

Sepang, Saturday, October 28, 2017

Page 2 of 5



# Qualifying

# Moto3

Lap	Lap Time	T1	T2	T3	T4	Speed	Lap	Lap Time	T1	T2	T3	T4	Speed
2	<b>2'15.017</b>	28.560	30.255	40.306	35.896	217.8	7	<b>2'20.663</b>	28.912	30.449	44.936	36.366	217.0
3	<b>2'14.354</b>	28.435	30.205	39.970	35.744	218.9	8	<b>2'15.518</b>	28.342	30.360	40.432	36.384	221.3
4	<b>2'14.426</b>	28.288	29.998	40.333	35.807	219.8	9	<b>2'21.042</b>	34.463	30.347	40.268	35.964	209.8
5	1'11.653 P	30.218				221.2	10	<b>2'14.317</b>	28.346	30.042	40.022	35.907	216.5
6	10'54.812	33.000	30.897	40.306	38.231		11	<b>2'14.514</b>	28.316	30.101	40.165	35.932	220.1
7	<b>2'16.090</b>	28.286	30.528	41.085	36.191	221.7	12	1'10.840 P	29.501				214.9
8	<b>2'14.031</b>	28.520	30.074	39.862	35.575	223.2	13	6'01.893	35.304	30.358	40.168	37.711	
9	<b>2'22.975</b>	36.409	30.330	40.299	35.937	214.0	14	<b>2'14.071</b>	28.413	30.011	39.829	35.818	215.7
10	1'09.795 P	28.509				218.8	<b>20th 96 Manuel PAGLIANI</b> CIP ITA						
11	7'42.514	26.607	30.325	40.447	35.837		Runs=3 Total laps=13 Full laps=8						
12	<b>2'13.847</b>	28.400	29.964	39.735	35.748	214.4	1	3'52.466	31.113	31.625	41.449	38.332	
<b>16th 8 Nicolo BULEGA</b> SKY Racing Team VR ITA							2	<b>2'18.173</b>	28.878	31.383	41.348	36.564	215.0
Runs=3 Total laps=10 Full laps=5							3	<b>2'14.222</b>	28.427	30.039	39.966	35.790	215.1
1	5'48.123	31.258	31.841	42.119	38.013		4	<b>2'14.519</b>	28.383	29.984	39.941	36.211	215.0
2	<b>2'15.013</b>	28.398	29.994	40.825	35.796	219.1	5	1'13.758 P	32.416				214.4
3	<b>2'14.196</b>	28.343	30.154	40.128	35.571	219.7	6	10'51.552	30.575	34.851	44.174	41.505	
4	1'11.373 P	28.461				216.9	7	<b>2'18.618</b>	30.257	31.438	40.560	36.363	214.4
5	9'00.371	30.823	32.270	40.346	36.038		8	<b>2'15.281</b>	28.529	30.891	40.061	35.800	209.0
6	<b>2'17.882</b>	28.523	29.997	39.941	39.421	213.4	9	1'08.231 P	28.586				219.0
7	<b>2'15.841</b>	28.467	30.432	40.353	36.589	219.6	10	6'05.954	27.502	30.853	40.674	36.046	
8	2'22.077 P	28.464	29.978	40.060	43.575	211.3	11	<b>2'14.705</b>	28.609	30.045	39.948	36.103	212.4
9	11'28.698	30.380	30.955	40.566	36.938		12	<b>2'18.168</b>	29.070	30.420	40.725	37.953	211.8
10	<b>2'13.864</b>	28.407	29.879	39.559	36.019	216.0	13	<b>2'14.181</b>	28.248	30.000	39.994	35.939	216.0
<b>17th 42 Marcos RAMIREZ</b> Platinum Bay Real Es SPA							<b>21st 27 Kaito TOBA</b> Honda Team Asia JPN						
Runs=3 Total laps=7 Full laps=4							Runs=3 Total laps=13 Full laps=8						
1	4'00.064	26.392	31.109	40.927	36.156		1	3'58.469	29.663	36.948	41.409	36.352	
2	<b>2'14.483</b>	28.503	30.086	40.113	35.781	214.4	2	<b>2'16.341</b>	28.972	30.701	40.728	35.940	215.6
3	<b>2'13.892</b>	28.171	30.050	39.988	35.683	215.3	3	<b>2'15.705</b>	28.613	30.580	40.150	36.362	217.0
unfinished	28.109	29.833	39.940			216.9	4	<b>2'20.653</b>	28.930	33.992	41.003	36.728	213.6
4	1'10.548 P	27.625					5	<b>2'17.167</b>	29.146	30.762	40.635	36.624	210.8
5	2'44.788	25.669	30.842	40.526	36.000		6	1'11.716 P	29.347				210.3
6	<b>2'14.988</b>	28.380	30.228	40.209	36.171	213.2	7	8'17.281	30.960	33.018	42.295	37.705	
<b>18th 58 Juanfran GUEVARA</b> RBA BOE Racing Tea SPA							8	<b>2'25.978</b>	29.430	31.659	47.666	37.223	211.4
Runs=3 Total laps=10 Full laps=5							9	<b>2'15.774</b>	28.954	30.108	40.569	36.143	208.3
1	8'06.594	34.819	30.464	40.399	35.926		10	<b>2'16.707</b>	28.581	30.854	40.654	36.618	216.0
2	<b>2'14.507</b>	28.442	30.121	39.994	35.950	215.3	11	1'12.087 P	29.034				217.0
3	<b>2'13.982</b>	28.354	29.985	39.824	35.819	214.2	12	8'02.329	33.548	32.782	41.553	36.932	
4	1'18.076 P	28.494				216.1	13	<b>2'14.249</b>	28.407	29.900	39.737	36.205	217.5
5	11'13.876	28.637	32.359	41.292	36.108		<b>22nd 84 Jakub KORNFEIL</b> Peugeot MC Saxoprin CZE						
6	<b>2'14.172</b>	28.116	30.041	39.981	36.034	222.7	Runs=4 Total laps=13 Full laps=7						
7	<b>2'14.528</b>	28.349	29.793	40.443	35.943	214.4	1	3'47.281	31.852	31.449	41.451	36.605	
8	1'15.306 P	34.484				217.5	2	<b>2'16.624</b>	29.089	30.378	40.706	36.451	207.5
9	8'14.219	26.700	30.118	40.377	37.810		3	<b>2'16.021</b>	29.539	30.214	40.224	36.044	207.6
10	<b>2'19.287</b>	28.453	33.463	40.994	36.377	213.3	4	<b>2'15.359</b>	28.579	30.212	40.343	36.225	214.6
<b>19th 16 Andrea MIGNO</b> SKY Racing Team VR ITA							5	1'13.608 P	31.184				207.0
Runs=3 Total laps=14 Full laps=9							6	8'40.419	33.989	31.183	40.658	36.390	
1	5'49.885	30.718	31.766	41.972	38.258		7	<b>2'14.697</b>	28.541	29.939	39.853	36.364	213.9
2	<b>2'14.877</b>	28.574	29.909	40.346	36.048	217.2	8	<b>2'22.778</b>	29.988	35.414	41.078	36.298	206.8
3	<b>2'15.318</b>	28.404	30.364	40.521	36.029	219.0	9	<b>2'15.936</b>	28.895	30.279	40.487	36.275	211.3
4	<b>2'14.527</b>	28.596	30.081	40.054	35.796	218.3	10	1'10.730 P	28.783				216.4
5	1'18.611 P	34.127				219.2	11	7'21.540 P	27.479				
6	6'34.093	29.193	30.951	41.064	35.843		12	2'55.921	30.629	30.412	40.984	36.140	
<b>Fastest Lap:</b> Joan MIR Leopard Racing SPA <b>2'12.078</b> 27.857 29.486 39.400 35.335							13	<b>2'14.320</b>	28.468	29.933	39.755	36.164	210.7

These data/results cannot be reproduced, stored and/or transmitted in whole or in part by any manner of electronic, mechanical, photocopying, recording, broadcasting or otherwise now known or herein after developed without the previous express consent by the copyright owner, except for reproduction in daily press and regular printed publications on sale to the public within 60 days of the event related to those data/results and always provided that copyright symbol appears together as follows below.  
© DORNA, 2017

Official MotoGP Timing by TISSOT  
www.motogp.com

Sepang, Saturday, October 28, 2017

Page 3 of 5



# Qualifying

# Moto3

Lap	Lap Time	T1	T2	T3	T4	Speed	Lap	Lap Time	T1	T2	T3	T4	Speed		
<b>23rd</b>	<b>48</b>	Lorenzo DALLA PO Aspar Mahindra Moto ITA						9	2'19.637	P	28.997	31.364	40.611	38.665	213.6
		Runs=5 Total laps=14 Full laps=6						10	8'17.956		27.047	31.505	41.425	36.978	
1	2'13.594	P	27.454				11	<b>2'15.224</b>		28.892	<b>29.976</b>	<b>40.125</b>	36.231	205.9	
2	2'50.189		25.673	32.091	42.851	37.236									
3	<b>2'18.014</b>		29.411	30.661	41.250	36.692	207.0								
4	2'17.852	P	29.227	30.423	40.815	37.387	208.0								
5	2'55.591		30.761	31.634	42.051	39.204									
6	<b>2'16.132</b>		28.692	30.270	40.897	36.273	216.6								
7	2'17.585	P	28.842	30.550	40.846	37.347	212.5								
8	7'54.522		35.766	31.536	43.707	37.829									
9	<b>2'14.666</b>		28.607	<b>30.012</b>	<b>39.958</b>	36.089	217.6								
10	<b>2'17.717</b>		29.390	31.116	41.021	36.190	213.9								
11	<b>2'17.039</b>		28.721	30.151	40.729	37.438	218.9								
12	1'10.986	P	29.060				214.1								
13	5'51.828		27.001	31.156	40.478	<b>36.085</b>									
14	<b>2'14.623</b>		<b>28.285</b>	30.071	40.078	36.189	<b>220.2</b>								
<b>24th</b>	<b>65</b>	Philipp OETTL Südmetall Schedl GP GER													
		Runs=3 Total laps=11 Full laps=6													
1	3'51.674		28.573	30.993	41.152	36.282									
2	<b>2'18.003</b>		30.064	31.096	40.732	36.111	213.6								
3	<b>2'15.905</b>		28.629	30.334	40.978	<b>35.964</b>	214.4								
4	<b>2'15.135</b>		28.523	30.155	40.445	36.012	<b>216.9</b>								
5	1'11.100	P	29.473				212.5								
6	9'34.809		26.254	30.849	40.492	36.307									
7	<b>2'14.855</b>		28.508	30.178	40.066	36.103	213.5								
8	<b>2'15.202</b>		28.607	30.168	40.181	36.246	212.8								
9	2'21.859	P	30.218	31.510	41.791	38.340	208.5								
10	10'30.161		28.504	33.577	44.291	38.008									
11	<b>2'14.633</b>		<b>28.447</b>	<b>30.134</b>	<b>39.936</b>	36.116	212.5								
<b>28th</b>	<b>14</b>	Tony ARBOLINO SIC58 Squadra Corse ITA													
		Runs=3 Total laps=10 Full laps=5													
1	8'03.774		47.649	32.494	44.473	36.046									
2	<b>2'15.332</b>		<b>28.460</b>	30.506	40.630	<b>35.736</b>	<b>224.8</b>								
3	<b>2'15.215</b>		28.802	30.338	<b>40.079</b>	35.996	223.4								
4	1'18.264	P	32.129				219.4								
5	8'53.589		33.272	34.600	43.236	42.423									
6	<b>2'17.762</b>		28.874	30.722	41.535	36.631	222.8								
7	<b>2'23.265</b>		28.963	36.809	40.826	36.667	223.9								
8	1'15.400	P	31.008				204.9								
9	10'35.889		30.246	32.228	41.235	36.358									
10	<b>2'17.216</b>		28.910	<b>30.172</b>	40.933	37.201	214.8								
<b>29th</b>	<b>9</b>	Kasma Daniel KAS Petronas Sprinta Raci MAL													
		Runs=4 Total laps=15 Full laps=7													
1	4'08.417		26.866	31.206	41.915	36.704									
2	<b>2'17.724</b>		29.268	30.652	41.033	36.771	207.8								
3	1'15.371	P	30.202				208.0								
4	2'44.145		26.391	30.764	40.867	36.429									
5	<b>2'16.764</b>		28.753	30.816	40.780	36.415	213.1								
6	<b>2'16.571</b>		28.697	<b>30.453</b>	41.075	36.346	210.6								
7	<b>2'17.181</b>		28.881	30.633	41.050	36.617	209.2								
8	1'12.538	P	29.034				207.0								
9	6'36.141		43.088	52.232	48.234	36.232									
10	<b>2'16.664</b>		<b>28.667</b>	30.527	40.926	36.544	212.6								
11	<b>2'16.386</b>		28.746	30.671	40.706	36.263	<b>218.4</b>								
12	<b>2'15.577</b>		28.698	30.467	<b>40.195</b>	36.217	212.4								
13	2'22.362	P	28.735	30.911	40.887	41.829	218.3								
14	4'18.430		35.926	30.500	40.415	<b>36.140</b>									
15	2'19.763	P	28.836	31.222	40.833	38.872	210.0								
<b>30th</b>	<b>4</b>	Patrik PULKKINEN Peugeot MC Saxoprin FIN													
		Runs=3 Total laps=13 Full laps=8													
1	3'00.796		27.046	31.328	41.682	36.697									
2	<b>2'17.428</b>		29.277	30.651	40.887	36.613	209.9								
3	<b>2'17.538</b>		29.189	30.676	41.141	36.532	209.3								
4	<b>2'17.103</b>		29.147	30.574	40.962	36.420	209.6								
5	1'15.848	P	29.749				209.0								

**Fastest Lap:** Joan MIR Leopard Racing SPA **2'12.078** 27.857 29.486 39.400 35.335

These data/results cannot be reproduced, stored and/or transmitted in whole or in part by any manner of electronic, mechanical, photocopying, recording, broadcasting or otherwise now known or herein after developed without the previous express consent by the copyright owner, except for reproduction in daily press and regular printed publications on sale to the public within 60 days of the event related to those data/results and always provided that copyright symbol appears together as follows below.  
© DORNA, 2017



# Qualifying

Moto3

Lap	Lap Time	T1	T2	T3	T4	Speed	Lap	Lap Time	T1	T2	T3	T4	Speed
6	9'18.522	28.771	32.227	41.767	36.742								
7	<b>2'16.995</b>	29.155	30.441	40.570	36.829	212.3							
8	<b>2'17.031</b>	28.883	30.552	41.100	36.496	214.3							
9	<b>2'17.035</b>	29.091	30.741	40.729	36.474	206.6							
10	<b>2'18.332</b>	29.205	31.084	41.657	36.386	211.8							
11	1'12.412 P	29.218				215.3							
12	7'07.867	25.759	30.864	40.975	36.359								
13	<b>2'15.811</b>	28.997	30.409	40.229	36.176	209.3							

**31st 6** Maria HERRERA Aspar Mahindra Moto SPA  
 Runs=3 Total laps=12 Full laps=6

1	3'47.951	48.409	33.446	41.729	36.990								
2	<b>2'17.440</b>	29.540	30.370	40.962	36.568	211.5							
3	<b>2'16.872</b>	29.117	30.490	40.848	36.417	211.8							
4	<b>2'21.922</b>	32.644	31.077	40.924	37.277	211.3							
5	2'20.028 P	29.357	30.525	41.123	39.023	209.5							
6	9'32.595	36.684	31.654	44.624	38.382								
7	<b>2'27.010</b>	33.745	31.623	43.637	38.005	206.6							
8	<b>2'18.664</b>	29.269	30.655	41.520	37.220	215.6							
9	<b>2'16.786</b>	29.168	30.548	40.664	36.406	219.0							
10	2'19.158 P	28.985	30.413	40.814	38.946	214.7							
11	5'59.728	29.282	31.009	40.688	36.455								
	unfinished	28.898	30.352	40.397		210.1							

**Fastest Lap:** Joan MIR Leopard Racing SPA **2'12.078** 27.857 29.486 39.400 35.335

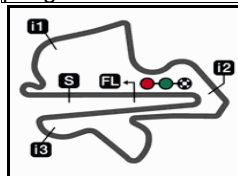
These data/results cannot be reproduced, stored and/or transmitted in whole or in part by any manner of electronic, mechanical, photocopying, recording, broadcasting or otherwise now known or herein after developed without the previous express consent by the copyright owner, except for reproduction in daily press and regular printed publications on sale to the public within 60 days of the event related to those data/results and always provided that copyright symbol appears together as follows below.  
 © DORNA, 2017

Official MotoGP Timing by TISSOT  
 www.motogp.com

Sepang, Saturday, October 28, 2017

Page 5 of 5





5543 m.

# SHELL MALAYSIA MOTORCYCLE GRAND PRIX

## Provisional Starting Grid

Race : 18 laps = 99.774 km

23

1	1 2'12.078 <b>36 Joan MIR</b> Honda	2 2'12.457 <b>88 Jorge MARTIN</b> Honda	3 2'12.816 <b>17 John MCPHEE</b> Honda
2	4 2'13.161 <b>64 Bo BENDSNEYDER</b> KTM	5 2'13.165 <b>19 Gabriel RODRIGO</b> KTM	6 2'13.311 <b>11 Livio LOI</b> Honda
3	7 2'13.363 <b>5 Romano FENATI</b> Honda	8 2'13.374 <b>33 Enea BASTIANINI</b> Honda	9 2'13.309 <b>95 Jules DANILO</b> Honda
4	10 2'13.419 <b>23 Niccolò ANTONELLI</b> KTM	11 2'13.440 <b>21 Fabio DI GIANNANTONIO</b> Honda	12 2'13.571 <b>44 Aron CANET</b> Honda
5	13 2'13.594 <b>24 Tatsuki SUZUKI</b> Honda	14 2'13.792 <b>71 Ayumu SASAKI</b> Honda	15 2'13.847 <b>7 Adam NORRODIN</b> Honda
6	16 2'13.864 <b>8 Nicolo BULEGA</b> KTM	17 2'13.892 <b>42 Marcos RAMIREZ</b> KTM	18 2'13.982 <b>58 Juanfran GUEVARA</b> KTM
7	19 2'14.071 <b>16 Andrea MIGNO</b> KTM	20 2'14.181 <b>96 Manuel PAGLIANI</b> Mahindra	21 2'14.249 <b>27 Kaito TOBA</b> Honda
8	22 2'14.320 <b>84 Jakub KORNFEIL</b> Peugeot	23 2'14.623 <b>48 Lorenzo DALLA PORTA</b> Mahindra	24 2'14.633 <b>65 Philipp OETTL</b> KTM

FIM MotoGP Stewards grid penalty for rider #95

The results are provisional until the end of the limit for protest and appeals and until the ratification of the Event Management Committee.

Time limit for protest expires 60' at the latest after publication of the results - Mr. .... Time: .....

These data/results cannot be reproduced, stored and/or transmitted in whole or in part by any manner of electronic, mechanical, photocopying, recording, broadcasting or otherwise now known or herein after developed without the previous express consent by the copyright owner, except for reproduction in daily press and regular printed publications on sale to the public within 60 days of the event related to those data/results and always provided that copyright symbol appears together as follows below.

© DORNA, 2017

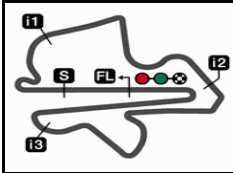
Official MotoGP Timing by TISSOT  
www.motogp.com

Sepang, Saturday, October 28, 2017

Page 1 of 2







**SHELL MALAYSIA MOTORCYCLE GRAND PRIX**  
**Provisional Starting Grid**

5543 m.

Race : 18 laps = 99.774 km

**23**

9

**25**  
 2'14.787  
**40 Darryn BINDER**  
 KTM

**26**  
 2'15.181  
**12 Marco BEZZECCHI**  
 Mahindra

**27**  
 2'15.214  
**41 Nakarin ATIRATPHUVAPAT**  
 Honda

10

**28**  
 2'15.215  
**14 Tony ARBOLINO**  
 Honda

**29**  
 2'15.577  
**9 Kasma Daniel KASMAYUDIN**  
 Honda

**30**  
 2'15.811  
**4 Patrik PULKKINEN**  
 Peugeot

11

**31**  
 2'16.786  
**6 Maria HERRERA**  
 Mahindra

FIM MotoGP Stewards grid penalty for rider #95

The results are provisional until the end of the limit for protest and appeals and until the ratification of the Event Management Committee.

Time limit for protest expires 60' at the latest after publication of the results - Mr. .... Time: .....

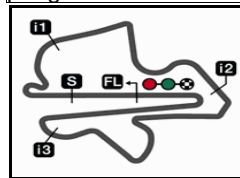
These data/results cannot be reproduced, stored and/or transmitted in whole or in part by any manner of electronic, mechanical, photocopying, recording, broadcasting or otherwise now known or herein after developed without the previous express consent by the copyright owner, except for reproduction in daily press and regular printed publications on sale to the public within 60 days of the event related to those data/results and always provided that copyright symbol appears together as follows below.

© DORNA, 2017

Official MotoGP Timing by **TISSOT**  
 www.motogp.com

**Sepang, Saturday, October 28, 2017**





5543 m.

## SHELL MALAYSIA MOTORCYCLE GRAND PRIX

After the Qualifying

## Event Best Maximum Speed



Rider	Nation Team	Motorcycle	Km/h	
21 Fabio DI GIANNANTONIO	ITA Del Conca Gresini Moto3	HONDA	<b>226.8</b>	Qualifying
11 Livio LOI	BEL Leopard Racing	HONDA	<b>226.3</b>	Qualifying
71 Ayumu SASAKI	JPN SIC Racing Team	HONDA	<b>225.9</b>	Qualifying
88 Jorge MARTIN	SPA Del Conca Gresini Moto3	HONDA	<b>225.6</b>	Free Practice Nr. 1
44 Aron CANET	SPA Estrella Galicia 0,0	HONDA	<b>225.5</b>	Free Practice Nr. 1
23 Niccolò ANTONELLI	ITA Red Bull KTM Ajo	KTM	<b>225.4</b>	Qualifying
95 Jules DANILO	FRA Marinelli Rivacold Snipers	HONDA	<b>225.2</b>	Free Practice Nr. 1
65 Philipp OETTL	GER Südmetall Schedl GP Racing	KTM	<b>225.2</b>	Free Practice Nr. 1
36 Joan MIR	SPA Leopard Racing	HONDA	<b>224.9</b>	Free Practice Nr. 3
33 Enea BASTIANINI	ITA Estrella Galicia 0,0	HONDA	<b>224.9</b>	Qualifying
14 Tony ARBOLINO	ITA SIC58 Squadra Corse	HONDA	<b>224.8</b>	Qualifying
19 Gabriel RODRIGO	ARG RBA BOE Racing Team	KTM	<b>224.5</b>	Free Practice Nr. 1
58 Juanfran GUEVARA	SPA RBA BOE Racing Team	KTM	<b>224.4</b>	Free Practice Nr. 3
7 Adam NORRODIN	MAL SIC Racing Team	HONDA	<b>224.4</b>	Free Practice Nr. 1
17 John MCPHEE	GBR British Talent Team	HONDA	<b>224.0</b>	Free Practice Nr. 1
5 Romano FENATI	ITA Marinelli Rivacold Snipers	HONDA	<b>223.1</b>	Free Practice Nr. 3
40 Darryn BINDER	RSA Platinum Bay Real Estate	KTM	<b>223.0</b>	Free Practice Nr. 1
64 Bo BENDSNEYDER	NED Red Bull KTM Ajo	KTM	<b>223.0</b>	Free Practice Nr. 1
96 Manuel PAGLIANI	ITA CIP	MAHINDRA	<b>222.2</b>	Free Practice Nr. 1
16 Andrea MIGNO	ITA SKY Racing Team VR46	KTM	<b>221.3</b>	Qualifying
27 Kaito TOBA	JPN Honda Team Asia	HONDA	<b>221.2</b>	Free Practice Nr. 1
42 Marcos RAMIREZ	SPA Platinum Bay Real Estate	KTM	<b>220.7</b>	Free Practice Nr. 3
48 Lorenzo DALLA PORTA	ITA Aspar Mahindra Moto3	MAHINDRA	<b>220.5</b>	Free Practice Nr. 3
9 Kasma Daniel KASMAYUDI	MAL Petronas Sprinta Racing	HONDA	<b>220.5</b>	Free Practice Nr. 1
8 Nicolo BULEGA	ITA SKY Racing Team VR46	KTM	<b>220.0</b>	Free Practice Nr. 3
41 Nakarin ATIRATPHUVAPAT	THA Honda Team Asia	HONDA	<b>220.0</b>	Free Practice Nr. 1
12 Marco BEZZECCHI	ITA CIP	MAHINDRA	<b>219.9</b>	Free Practice Nr. 3
6 Maria HERRERA	SPA Aspar Mahindra Moto3	MAHINDRA	<b>219.8</b>	Free Practice Nr. 1
24 Tatsuki SUZUKI	JPN SIC58 Squadra Corse	HONDA	<b>218.8</b>	Free Practice Nr. 3
84 Jakub KORNFEIL	CZE Peugeot MC Saxoprint	PEUGEOT	<b>217.5</b>	Free Practice Nr. 1
4 Patrik PULKKINEN	FIN Peugeot MC Saxoprint	PEUGEOT	<b>216.4</b>	Free Practice Nr. 3

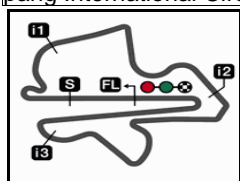
These data/results cannot be reproduced, stored and/or transmitted in whole or in part by any manner of electronic, mechanical, photocopying, recording, broadcasting or otherwise now known or herein after developed without the previous express consent by the copyright owner, except for reproduction in daily press and regular printed publications on sale to the public within 60 days of the event related to those data/results and always provided that copyright symbol appears together as follows below.

© DORNA, 2017

Official MotoGP Timing by TISSOT  
www.motogp.com

Sepang, Saturday, October 28, 2017





5543 m.

## SHELL MALAYSIA MOTORCYCLE GRAND PRIX

## Qualifying

## Best Partial Times

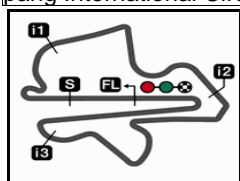
Moto3™

IT Ideal Lap Time, sum of the best partial times

BT Best Lap Time

Pos	T1		T2		T3		T4		Pos	Rider	IT	BT
	Rider	Time	Rider	Time	Rider	Time	Rider	Time				
1	J.MIR	27.857	J.MARTIN	29.421	J.MARTIN	39.313	J.MIR	35.335	1	J.MARTIN	2'12.072	2'12.457 (2)
2	J.MARTIN	<b>27.964</b>	J.MIR	<b>29.486</b>	F.DI GIANNANTO	<b>39.391</b>	J.MARTIN	<b>35.374</b>	2	J.MIR	2'12.078	2'12.078 (1)
3	G.RODRIGO	28.013	J.MCPHEE	29.591	J.MIR	39.400	F.DI GIANNANTO	35.499	3	F.DI GIANNANTO	2'12.627	2'13.440 (11)
4	F.DI GIANNANTO	<b>28.068</b>	F.DI GIANNANTO	<b>29.669</b>	J.MCPHEE	<b>39.476</b>	N.ANTONELLI	<b>35.527</b>	4	J.MCPHEE	2'12.808	2'12.816 (3)
5	L.LOI	28.075	J.DANILO	29.692	R.FENATI	39.508	N.BULEGA	35.571	5	G.RODRIGO	2'13.010	2'13.165 (5)
6	J.DANILO	<b>28.093</b>	T.SUZUKI	<b>29.703</b>	N.BULEGA	<b>39.559</b>	A.NORRODIN	<b>35.575</b>	6	B.BENDSNEYDE	2'13.161	2'13.161 (4)
7	M.RAMIREZ	28.109	B.BENDSNEYDE	29.719	B.BENDSNEYDE	39.600	J.MCPHEE	35.608	7	J.DANILO	2'13.282	2'13.309 (6)
8	J.GUEVARA	<b>28.116</b>	A.CANET	<b>29.742</b>	A.CANET	<b>39.623</b>	G.RODRIGO	<b>35.614</b>	8	L.LOI	2'13.311	2'13.311 (7)
9	A.SASAKI	28.120	G.RODRIGO	29.752	G.RODRIGO	39.631	L.LOI	35.646	9	E.BASTIANINI	2'13.339	2'13.374 (9)
10	J.MCPHEE	<b>28.133</b>	E.BASTIANINI	<b>29.787</b>	T.SUZUKI	<b>39.676</b>	J.DANILO	<b>35.658</b>	10	N.BULEGA	2'13.352	2'13.864 (16)
11	B.BENDSNEYDE	28.133	J.GUEVARA	29.793	E.BASTIANINI	39.702	R.FENATI	35.682	11	R.FENATI	2'13.363	2'13.363 (8)
12	E.BASTIANINI	<b>28.155</b>	M.RAMIREZ	<b>29.833</b>	N.ANTONELLI	<b>39.732</b>	M.RAMIREZ	<b>35.683</b>	12	N.ANTONELLI	2'13.411	2'13.419 (10)
13	M.PAGLIANI	28.248	L.LOI	29.845	A.NORRODIN	39.735	E.BASTIANINI	35.695	13	A.CANET	2'13.447	2'13.571 (12)
14	R.FENATI	<b>28.256</b>	N.BULEGA	<b>29.879</b>	K.TOBA	<b>39.737</b>	B.BENDSNEYDE	<b>35.709</b>	14	A.SASAKI	2'13.532	2'13.792 (14)
15	N.ANTONELLI	28.271	N.ANTONELLI	29.881	L.LOI	39.745	T.ARBOLINO	35.736	15	T.SUZUKI	2'13.534	2'13.594 (13)
16	L.DALLA PORTA	<b>28.285</b>	A.SASAKI	<b>29.896</b>	J.KORNFEIL	<b>39.755</b>	A.SASAKI	<b>35.760</b>	16	J.GUEVARA	2'13.552	2'13.982 (18)
17	A.NORRODIN	28.286	K.TOBA	29.900	A.SASAKI	39.756	A.CANET	35.769	17	A.NORRODIN	2'13.560	2'13.847 (15)
18	A.CANET	<b>28.313</b>	A.MIGNO	<b>29.909</b>	J.GUEVARA	<b>39.824</b>	M.PAGLIANI	<b>35.790</b>	18	M.RAMIREZ	2'13.565	2'13.892 (17)
19	T.SUZUKI	28.314	R.FENATI	29.917	A.MIGNO	39.829	A.MIGNO	35.796	19	A.MIGNO	2'13.850	2'14.071 (19)
20	A.MIGNO	<b>28.316</b>	J.KORNFEIL	<b>29.933</b>	D.BINDER	<b>39.839</b>	J.GUEVARA	<b>35.819</b>	20	M.PAGLIANI	2'13.963	2'14.181 (20)
21	N.BULEGA	28.343	A.NORRODIN	29.964	J.DANILO	39.839	T.SUZUKI	35.841	21	K.TOBA	2'13.984	2'14.249 (21)
22	K.TOBA	<b>28.407</b>	M.BEZZECCHI	<b>29.976</b>	P.OETTL	<b>39.936</b>	K.TOBA	<b>35.940</b>	22	J.KORNFEIL	2'14.200	2'14.320 (22)
23	P.OETTL	28.447	M.PAGLIANI	29.984	M.RAMIREZ	39.940	D.BINDER	35.958	23	L.DALLA PORTA	2'14.340	2'14.623 (23)
24	T.ARBOLINO	<b>28.460</b>	L.DALLA PORTA	<b>30.012</b>	M.PAGLIANI	<b>39.941</b>	P.OETTL	<b>35.964</b>	24	T.ARBOLINO	2'14.447	2'15.215 (28)

These data/results cannot be reproduced, stored and/or transmitted in whole or in part by any manner of electronic, mechanical, photocopying, recording, broadcasting or otherwise now known or herein after developed without the previous express consent by the copyright owner, except for reproduction in daily press and regular printed publications on sale to the public within 60 days of the event related to those data/results and always provided that copyright symbol appears together as follows below.  
© DORNA, 2017



5543 m.

## SHELL MALAYSIA MOTORCYCLE GRAND PRIX

## Qualifying

## Best Partial Times

*IT* Ideal Lap Time, sum of the best partial times*BT* Best Lap Time

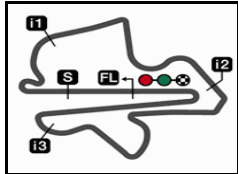
Pos	T1		T2		T3		T4		Pos	Rider	IT	BT
	Rider	Time	Rider	Time	Rider	Time	Rider	Time				
25	J.KORNFEIL	28.468	P.OETTL	30.134	L.DALLA PORTA	39.958	J.KORNFEIL	36.044	25	P.OETTL	2'14.481	2'14.633 (24)
26	N.ATIRATPHUVA	28.490	T.ARBOLINO	30.172	T.ARBOLINO	40.079	L.DALLA PORTA	36.085	26	D.BINDER	2'14.567	2'14.787 (25)
27	D.BINDER	28.542	D.BINDER	30.228	M.BEZZECCHI	40.125	N.ATIRATPHUVA	36.129	27	M.BEZZECCHI	2'14.868	2'15.181 (26)
28	M.BEZZECCHI	28.623	N.ATIRATPHUVA	30.241	N.ATIRATPHUVA	40.157	K.KASMAYUDIN	36.140	28	N.ATIRATPHU	2'15.017	2'15.214 (27)
29	K.KASMAYUDIN	28.667	M.HERRERA	30.352	K.KASMAYUDIN	40.195	M.BEZZECCHI	36.144	29	K.KASMAYUDI	2'15.455	2'15.577 (29)
30	P.PULKKINEN	28.883	P.PULKKINEN	30.409	P.PULKKINEN	40.229	P.PULKKINEN	36.176	30	P.PULKKINEN	2'15.697	2'15.811 (30)
31	M.HERRERA	28.898	K.KASMAYUDIN	30.453	M.HERRERA	40.397	M.HERRERA	36.406	31	M.HERRERA	2'16.053	2'16.786 (31)

These data/results cannot be reproduced, stored and/or transmitted in whole or in part by any manner of electronic, mechanical, photocopying, recording, broadcasting or otherwise now known or herein after developed without the previous express consent by the copyright owner, except for reproduction in daily press and regular printed publications on sale to the public within 60 days of the event related to those data/results and always provided that copyright symbol appears together as follows below.

© DORNA, 2017

Official MotoGP Timing by TISSOT  
www.motogp.com






5543 m.

## SHELL MALAYSIA MOTORCYCLE GRAND PRIX

## Qualifying

## Fastest Laps Sequence

<i>Practice Time</i>	 <i>Rider</i>	<i>Nation</i>	<i>Motorcycle</i>	<i>Time</i>	<i>Km/h</i>	<i>Rider's Lap</i>
5'18.224	4 Patrik PULKKINEN	FIN	PEUGEOT	2'17.428	145.2	2
6'03.905	84 Jakub KORNFEIL	CZE	PEUGEOT	2'16.624	146.0	2
6'04.296	12 Marco BEZZECCHI	ITA	MAHINDRA	2'16.007	146.7	2
6'12.483	7 Adam NORRODIN	MAL	HONDA	2'15.017	147.7	2
6'12.615	71 Ayumu SASAKI	JPN	HONDA	2'14.619	148.2	2
6'14.547	42 Marcos RAMIREZ	SPA	KTM	2'14.483	148.3	2
8'02.167	36 Joan MIR	SPA	HONDA	2'13.554	149.4	2
8'02.800	88 Jorge MARTIN	SPA	HONDA	2'12.457	150.6	2
41'04.525	36 Joan MIR	SPA	HONDA	2'12.078	151.0	13

These data/results cannot be reproduced, stored and/or transmitted in whole or in part by any manner of electronic, mechanical, photocopying, recording, broadcasting or otherwise now known or herein after developed without the previous express consent by the copyright owner, except for reproduction in daily press and regular printed publications on sale to the public within 60 days of the event related to those data/results and always provided that copyright symbol appears together as follows below.

© DORNA, 2017

Official MotoGP Timing by TISSOT  
www.motogp.com

Sepang, Saturday, October 28, 2017

