


4801 m.

## MOTUL GRAND PRIX OF JAPAN

Qualifying  
Classification

	Rider	Nation	Team	Motorcycle	Time	Lap Total	Gap	Top Speed
1	8 <b>Nicolo BULEGA</b>	ITA	SKY Racing Team VR46	KTM	<b>2'09.320</b>	16	16	
2	23 <b>Niccolò ANTONELLI</b>	ITA	Red Bull KTM Ajo	KTM	<b>2'09.592</b>	18	18	0.272 0.272
3	44 <b>Aron CANET</b>	SPA	Estrella Galicia 0,0	HONDA	<b>2'09.708</b>	16	17	0.388 0.116
4	12 <b>Marco BEZZECCHI</b>	ITA	CIP	MAHINDRA	<b>2'09.797</b>	15	16	0.477 0.089
5	33 <b>Enea BASTIANINI</b>	ITA	Estrella Galicia 0,0	HONDA	<b>2'09.846</b>	13	15	0.526 0.049
6	5 <b>Romano FENATI</b>	ITA	Marinelli Rivacold Snipers	HONDA	<b>2'09.881</b>	14	16	0.561 0.035
7	88 <b>Jorge MARTIN</b>	SPA	Del Conca Gresini Moto3	HONDA	<b>2'10.152</b>	16	16	0.832 0.271
8	19 <b>Gabriel RODRIGO</b>	ARG	RBA BOE Racing Team	KTM	<b>2'10.227</b>	12	15	0.907 0.075
9	96 <b>Manuel PAGLIANI</b>	ITA	CIP	MAHINDRA	<b>2'10.305</b>	18	18	0.985 0.078
10	16 <b>Andrea MIGNO</b>	ITA	SKY Racing Team VR46	KTM	<b>2'10.320</b>	9	9	1.000 0.015
11	64 <b>Bo BENDSNEYDER</b>	NED	Red Bull KTM Ajo	KTM	<b>2'10.383</b>	16	16	1.063 0.063
12	41 <b>Nakarin ATIRATPHUVAP</b>	THA	Honda Team Asia	HONDA	<b>2'10.385</b>	13	13	1.065 0.002
13	7 <b>Adam NORRODIN</b>	MAL	SIC Racing Team	HONDA	<b>2'10.538</b>	16	16	1.218 0.153
14	36 <b>Joan MIR</b>	SPA	Leopard Racing	HONDA	<b>2'10.580</b>	18	18	1.260 0.042
15	24 <b>Tatsuki SUZUKI</b>	JPN	SIC58 Squadra Corse	HONDA	<b>2'10.737</b>	15	15	1.417 0.157
16	11 <b>Livio LOI</b>	BEL	Leopard Racing	HONDA	<b>2'10.877</b>	15	16	1.557 0.140
17	21 <b>Fabio DI GIANNANTONIO</b>	ITA	Del Conca Gresini Moto3	HONDA	<b>2'10.888</b>	15	15	1.568 0.011
18	17 <b>John MCPHEE</b>	GBR	British Talent Team	HONDA	<b>2'10.925</b>	16	16	1.605 0.037
19	58 <b>Juanfran GUEVARA</b>	SPA	RBA BOE Racing Team	KTM	<b>2'10.968</b>	13	14	1.648 0.043
20	84 <b>Jakub KORNFEIL</b>	CZE	Peugeot MC Saxoprint	PEUGEOT	<b>2'11.012</b>	14	15	1.692 0.044
21	65 <b>Philipp OETTL</b>	GER	Südmotall Schedl GP Racing	KTM	<b>2'11.097</b>	12	18	1.777 0.085
22	42 <b>Marcos RAMIREZ</b>	SPA	Platinum Bay Real Estate	KTM	<b>2'11.125</b>	16	16	1.805 0.028
23	95 <b>Jules DANILO</b>	FRA	Marinelli Rivacold Snipers	HONDA	<b>2'11.262</b>	17	18	1.942 0.137
24	71 <b>Ayumu SASAKI</b>	JPN	SIC Racing Team	HONDA	<b>2'11.298</b>	16	16	1.978 0.036
25	40 <b>Darryn BINDER</b>	RSA	Platinum Bay Real Estate	KTM	<b>2'11.349</b>	13	14	2.029 0.051
26	75 <b>Albert ARENAS</b>	SPA	Aspar Mahindra Moto3	MAHINDRA	<b>2'11.361</b>	5	6	2.041 0.012
27	48 <b>Lorenzo DALLA PORTA</b>	ITA	Aspar Mahindra Moto3	MAHINDRA	<b>2'11.400</b>	8	9	2.080 0.039
28	27 <b>Kaito TOBA</b>	JPN	Honda Team Asia	HONDA	<b>2'11.999</b>	17	17	2.679 0.599
29	4 <b>Patrik PULKKINEN</b>	FIN	Peugeot MC Saxoprint	PEUGEOT	<b>2'12.735</b>	9	15	3.415 0.736
30	14 <b>Tony ARBOLINO</b>	ITA	SIC58 Squadra Corse	HONDA	<b>2'12.925</b>	12	16	3.605 0.190
31	70 <b>Tom TOPARIS</b>	AUS	Cube Racing	KTM	<b>2'16.493</b>	9	10	7.173 3.568

Practice condition: Wet

Air: 14°

Humidity: 98%

Ground: 17°

<b>Fastest Lap:</b>	Lap: 16	<b>Nicolo BULEGA</b>	<b>2'09.320</b>	133.6 Km/h
<b>Circuit Record Lap:</b>	2014	<b>Alex MARQUEZ</b>	<b>1'57.112</b>	147.5 Km/h
<b>Circuit Best Lap:</b>	2016	<b>Hiroki ONO</b>	<b>1'56.443</b>	148.4 Km/h

The results are provisional until the end of the limit for protest and appeals.

Time limit for protest expires 30' after publication of the results - ..... Time: .....

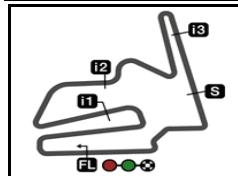
These data/results cannot be reproduced, stored and/or transmitted in whole or in part by any manner of electronic, mechanical, photocopying, recording, broadcasting or otherwise now known or herein after developed without the previous express consent by the copyright owner, except for reproduction in daily press and regular printed publications on sale to the public within 60 days of the event related to those data/results and always provided that copyright symbol appears together as follows below.

© DORNA, 2017

Official MotoGP Timing by TISSOT  
www.motogp.com

Motegi, Saturday, October 14, 2017





4801 m.

## MOTUL GRAND PRIX OF JAPAN

## Qualifying

## Top Speed &amp; Average

21A



Rider	Nation	Motorcycle	Top 5 speeds					Average	Top
65 Philipp OETTL	GER	KTM	215.0	213.7	210.9	210.8	210.7	212.2	215.0
71 Ayumu SASAKI	JPN	HONDA	214.9	213.6	213.5	213.3	212.3	213.5	214.9
7 Adam NORRODIN	MAL	HONDA	213.7	212.8	212.4	212.4	212.3	212.7	213.7
11 Livio LOI	BEL	HONDA	213.1	212.1	212.0	211.6	211.1	212.0	213.1
17 John MCPHEE	GBR	HONDA	212.5	212.2	212.2	211.6	211.5	212.0	212.5
36 Joan MIR	SPA	HONDA	212.5	212.5	211.4	209.6	209.6	211.1	212.5
23 Niccolò ANTONELLI	ITA	KTM	212.4	211.8	211.3	210.7	210.5	211.3	212.4
58 Juanfran GUEVARA	SPA	KTM	211.5	210.3	209.1	208.7	207.8	209.2	211.5
88 Jorge MARTIN	SPA	HONDA	211.4	209.9	209.7	209.5	209.3	210.0	211.4
95 Jules DANILO	FRA	HONDA	211.4	210.4	209.9	209.7	209.6	210.1	211.4
75 Albert ARENAS	SPA	MAHINDRA	211.3	210.4	204.9	204.6	204.6	207.2	211.3
12 Marco BEZZECCHI	ITA	MAHINDRA	211.1	207.9	207.8	207.7	207.6	208.4	211.1
44 Aron CANET	SPA	HONDA	211.1	209.9	208.1	207.4	207.2	208.7	211.1
14 Tony ARBOLINO	ITA	HONDA	210.5	209.7	208.8	208.6	207.8	209.1	210.5
5 Romano FENATI	ITA	HONDA	210.4	210.4	209.8	209.6	209.5	209.9	210.4
33 Enea BASTIANINI	ITA	HONDA	210.0	209.5	209.2	209.1	208.6	209.3	210.0
16 Andrea MIGNO	ITA	KTM	209.7	209.7	208.9	208.8	208.7	209.2	209.7
27 Kaito TOBA	JPN	HONDA	209.7	209.2	208.4	208.3	208.2	208.8	209.7
19 Gabriel RODRIGO	ARG	KTM	209.4	208.8	208.7	208.4	208.1	208.7	209.4
4 Patrik PULKKINEN	FIN	PEUGEOT	209.3	208.2	207.2	207.0	206.5	207.6	209.3
41 Nakin ATIRATPHUVAPAT	THA	HONDA	209.3	208.2	208.0	207.5	207.1	208.0	209.3
21 Fabio DI GIANNANTONIO	ITA	HONDA	208.7	208.2	207.9	206.1	206.1	207.4	208.7
42 Marcos RAMIREZ	SPA	KTM	208.5	206.9	206.5	206.5	206.5	207.0	208.5
8 Nicolo BULEGA	ITA	KTM	208.4	207.9	207.3	207.2	206.8	207.4	208.4
40 Darryn BINDER	RSA	KTM	208.4	207.4	207.3	206.7	206.5	207.3	208.4
84 Jakub KORNFEIL	CZE	PEUGEOT	207.8	206.9	205.6	204.8	204.7	206.0	207.8
96 Manuel PAGLIANI	ITA	MAHINDRA	207.8	207.6	207.2	207.0	206.9	207.3	207.8
64 Bo BENDSNEYDER	NED	KTM	207.8	207.4	207.4	206.9	206.1	207.1	207.8
24 Tatsuki SUZUKI	JPN	HONDA	207.2	206.6	206.6	206.6	206.5	206.7	207.2
48 Lorenzo DALLA PORTA	ITA	MAHINDRA	205.5	205.2	204.8	204.5	204.0	204.7	205.5
70 Tom TOPARIS	AUS	KTM	202.3	201.4	200.3	199.9	199.8	200.7	202.3

These data/results cannot be reproduced, stored and/or transmitted in whole or in part by any manner of electronic, mechanical, photocopying, recording, broadcasting or otherwise now known or herein after developed without the previous express consent by the copyright owner, except for reproduction in daily press and regular printed publications on sale to the public within 60 days of the event related to those data/results and always provided that copyright symbol appears together as follows below.

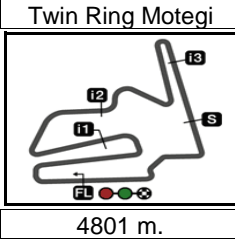
© DORNA, 2017

Official MotoGP Timing by TISSOT  
www.motogp.com

 moto3



Motegi, Saturday, October 14, 2017



## MOTUL GRAND PRIX OF JAPAN

## Qualifying

## Chronological Analysis of Performances

22A

\* Lap / Sector time cancelled

T1 Time from finish line to 1st intermedate

T3 Time from 2nd intermed. to 3rd intermed.

P Crossing the finish line in pit lane

T2 Time from 1st intermed. to 2nd intermed.

T4 Time from 3rd intermediate to finish line

Lap	Lap Time	T1	T2	T3	T4	Speed	Lap	Lap Time	T1	T2	T3	T4	Speed	
<b>1st</b>	<b>8</b>	<b>Nicolo BULEGA</b> SKY Racing Team VR ITA						5	<b>2'11.991</b>	34.117	25.596	35.491	36.787	205.6
		Runs=2	Total laps=16	Full laps=13			6	<b>2'11.856</b>	33.848	25.802	35.307	36.899	207.2	
1	3'15.440	42.089	27.823	37.304	38.036	205.3	7	<b>2'11.392</b>	33.785	25.610	35.303	36.694	209.9	
2	<b>2'13.745</b>	35.145	25.815	35.948	36.837	205.7	8	<b>2'11.280</b>	34.030	25.518	35.228	36.504	211.1	
3	<b>2'16.148</b>	34.492	25.786	35.825	40.045	206.3	9	<b>2'10.881</b>	33.769	25.433	35.122	36.557	206.1	
4	<b>2'11.727</b>	34.047	25.440	35.408	36.832	207.2	10	<b>2'11.229</b>	33.742	25.419	35.378	36.690	208.1	
5	<b>2'12.059</b>	33.839	25.535	36.008	36.677	206.8	11	<b>2'10.658</b>	33.518	25.502	35.190	36.448	204.8	
6	<b>2'11.472</b>	33.818	25.638	35.436	36.580	206.2	12	<b>2'02.222</b> P	33.650	25.576	35.086	27.910	204.2	
7	<b>2'03.036</b> P	<b>33.837</b>	<b>25.571</b>	<b>35.446</b>	<b>28.182</b>	<b>205.9</b>	13	2'14.938	37.124	25.899	35.333	36.582	205.8	
8	2'15.454	37.433	25.901	35.324	36.796	205.8	14	<b>2'10.251</b>	33.594	25.304	34.930	36.423	205.8	
9	<b>2'10.944</b>	33.817	25.371	35.187	36.569	206.2	15	<b>2'10.168</b>	33.503	25.369	35.152	36.144	207.4	
10	<b>2'10.922</b>	33.870	25.319	35.267	36.466	204.4	16	<b>2'09.708</b>	33.373	<b>25.197</b>	<b>34.808</b>	36.330	206.2	
11	<b>2'10.237</b>	33.493	25.286	35.050	36.408	205.6	17	<b>2'09.765</b>	<b>33.320</b>	25.454	34.875	<b>36.116</b>	206.1	
12	<b>2'10.383</b>	33.528	25.193	34.964	36.698	<b>208.4</b>								
13	<b>2'09.933</b>	33.471	25.231	34.953	36.278	205.4	<b>4th</b>	<b>12</b>	<b>Marco BEZZECCHI</b> CIP ITA					
14	<b>2'09.688</b>	<b>33.372</b>	25.240	35.012	36.064	206.8			Runs=2	Total laps=16	Full laps=13			
15	<b>2'29.242</b>	52.016	25.915	35.153	36.158	207.3	1	3'29.989	40.206	27.488	38.707	44.297	179.0	
16	<b>2'09.320</b>	33.435	<b>25.099</b>	<b>34.774</b>	<b>36.012</b>	207.9	2	<b>2'14.354</b>	35.010	26.125	36.303	36.916	207.7	
							3	<b>2'13.177</b>	34.339	25.655	35.877	37.306	<b>211.1</b>	
							4	<b>2'21.597</b>	41.567	26.541	36.726	36.763	206.6	
							5	<b>2'12.492</b>	34.441	25.616	35.836	36.599	206.7	
							6	<b>2'11.863</b>	33.946	25.696	35.735	36.486	207.8	
							7	<b>2'11.437</b>	33.902	25.581	35.452	36.502	207.9	
							8	<b>2'07.454</b> P	<b>34.501</b>	<b>26.012</b>	<b>37.190</b>	<b>29.751</b>	<b>204.0</b>	
							9	2'22.940	39.701	27.874	37.911	37.454	203.5	
							10	<b>2'11.989</b>	34.076	25.576	35.773	36.564	205.6	
							11	<b>2'11.325</b>	33.732	25.595	35.582	36.416	205.2	
							12	<b>2'10.349</b>	33.684	25.225	35.209	36.231	205.8	
							13	<b>2'10.416</b>	33.556	25.363	<b>35.040</b>	36.457	206.7	
							14	<b>2'11.111</b>	33.652	25.337	35.873	36.249	206.3	
							15	<b>2'09.797</b>	33.491	25.157	35.183	<b>35.966</b>	207.6	
							16	<b>2'10.678</b>	<b>33.328</b>	<b>25.104</b>	35.658	36.588	204.7	

<b>2nd</b>	<b>23</b>	<b>Niccolò ANTONELL</b> Red Bull KTM Ajo ITA					
		Runs=1	Total laps=18	Full laps=17			
1	4'04.579	39.486	26.839	36.525	37.440	208.9	
2	<b>2'14.227</b>	34.692	26.278	36.106	37.151	209.5	
3	<b>2'14.009</b>	34.554	26.289	36.193	36.973	209.4	
4	<b>2'13.545</b>	34.296	26.550	36.041	36.658	210.0	
5	<b>2'13.056</b>	34.376	26.009	35.934	36.737	209.9	
6	<b>2'13.041</b>	34.124	26.044	36.037	36.836	209.7	
7	<b>2'12.072</b>	34.006	25.720	35.777	36.569	209.6	
8	<b>2'11.863</b>	33.856	25.675	35.731	36.601	209.5	
9	<b>2'11.960</b>	34.050	25.577	35.672	36.661	209.1	
10	<b>2'11.849</b>	33.970	25.716	35.760	36.403	208.8	
11	<b>2'11.258</b>	33.808	25.588	35.377	36.485	208.6	
12	<b>2'11.095</b>	33.837	25.438	35.457	36.363	209.3	
13	<b>2'10.787</b>	33.746	25.306	35.296	36.439	209.6	
14	<b>2'10.361</b>	33.564	25.260	35.367	36.170	210.5	
15	<b>2'13.377</b>	33.744	25.381	35.363	38.889	210.7	
16	<b>2'11.505</b>	34.344	25.487	35.496	36.178	211.3	
17	<b>2'10.255</b>	<b>33.500</b>	25.326	35.110	36.319	<b>212.4</b>	
18	<b>2'09.592</b>	33.502	<b>25.148</b>	<b>34.992</b>	<b>35.950</b>	211.8	

<b>3rd</b>	<b>44</b>	<b>Aron CANET</b> Estrella Galicia 0,0 SPA					
		Runs=2	Total laps=17	Full laps=14			
1	3'53.069	39.106	27.043	36.744	37.564	204.6	
2	<b>2'13.068</b>	34.507	25.882	35.694	36.985	206.2	
3	<b>2'12.780</b>	34.484	25.793	35.480	37.023	206.2	
4	<b>2'11.965</b>	34.065	25.762	35.342	36.796	206.5	

<b>5th</b>	<b>33</b>	<b>Enea BASTIANINI</b> Estrella Galicia 0,0 ITA					
		Runs=2	Total laps=15	Full laps=12			
1	3'28.519	40.318	26.788	37.091	38.366	205.8	
2	<b>2'14.699</b>	34.546	26.077	36.557	37.519	208.4	
3	<b>2'13.535</b>	34.316	25.940	36.275	37.004	<b>210.0</b>	
4	<b>2'14.901</b>	34.269	26.996	36.425	37.211	208.4	
5	<b>2'12.618</b>	34.133	25.742	35.918	36.825	208.2	
6	<b>2'12.638</b>	34.031	25.723	36.014	36.870	209.5	
7	<b>2'14.173</b>	34.282	26.393	36.465	37.033	206.9	
8	<b>2'11.718</b>	34.104	25.516	35.591	36.507	208.6	
9	<b>2'03.939</b> P	<b>34.370</b>	<b>25.816</b>	<b>35.601</b>	<b>28.152</b>	<b>205.2</b>	
10	2'16.436	38.815	25.625	35.529	36.467	207.2	
11	<b>2'10.578</b>	33.627	25.376	35.342	36.233	208.3	

**Fastest Lap:** Nicolo BULEGA SKY Racing Team VR ITA **2'09.320** 33.435 25.099 34.774 36.012

These data/results cannot be reproduced, stored and/or transmitted in whole or in part by any manner of electronic, mechanical, photocopying, recording, broadcasting or otherwise now known or herein after developed without the previous express consent by the copyright owner, except for reproduction in daily press and regular printed publications on sale to the public within 60 days of the event related to those data/results and always provided that copyright symbol appears together as follows below.  
© DORNA, 2017

# Qualifying

# Moto3

Lap	Lap Time	T1	T2	T3	T4	Speed	Lap	Lap Time	T1	T2	T3	T4	Speed
12	2'10.392	33.517	25.378	35.214	36.283	208.3	12	2'10.227	33.527	25.351	35.240	36.109	207.6
13	2'09.846	33.484	25.184	35.074	36.104	209.1	13	2'19.022	40.294	26.088	36.032	36.608	208.4
14	2'11.128	33.436	25.152	35.953	36.587	207.5	14	2'10.648	33.759	25.282	35.254	36.353	209.4
15	2'10.300	33.578	25.285	35.244	36.193	209.2	15	2'17.150	34.098	29.393	36.567	37.092	205.7

6th	5	Romano FENATI	Marinelli Rivacold Sni	ITA	9th	96	Manuel PAGLIANI	CIP	ITA
		Runs=2	Total laps=16	Full laps=13			Runs=1	Total laps=18	Full laps=17

1	3'36.025	54.500	28.229	37.334	36.972	206.7	1	3'06.559	40.570	28.221	38.380	37.960	204.2
2	2'13.097	34.518	25.915	35.952	36.712	208.4	2	2'15.360	35.000	26.447	36.536	37.377	205.1
3	2'12.781	34.811	25.917	35.529	36.524	208.4	3	2'13.649	34.441	26.103	36.190	36.915	205.2
4	2'12.310	34.490	25.763	35.451	36.606	209.5	4	2'12.817	34.107	25.889	35.858	36.963	204.5
5	2'11.708	34.273	25.715	35.350	36.370	209.6	5	2'13.229	34.153	25.875	36.244	36.957	205.3
6	2'11.955	34.339	25.596	35.324	36.696	208.6	6	2'12.693	34.191	25.804	35.838	36.860	206.0
7	2'12.186	34.088	25.795	35.493	36.810	208.5	7	2'11.867	33.975	25.744	35.493	36.655	206.1
8	2'11.058	33.927	25.501	35.123	36.507	206.4	8	2'11.644	33.828	25.632	35.510	36.674	205.8
9	2'10.532 P	37.632	27.802	36.302	28.796	193.9	9	2'12.324	33.855	25.772	35.814	36.883	204.8
10	2'20.605	41.809	26.933	35.407	36.456	206.6	10	2'11.538	33.837	25.597	35.574	36.530	206.1
11	2'10.902	34.073	25.437	35.036	36.356	207.1	11	2'12.305	34.018	25.868	35.733	36.686	206.0
12	2'10.463	33.869	25.335	35.023	36.236	207.9	12	2'11.689	33.936	25.713	35.504	36.536	206.3
13	2'10.209	33.688	25.320	35.006	36.195	208.7	13	2'11.360	33.715	25.691	35.366	36.588	206.9
14	2'09.881	33.629	25.240	34.924	36.088	210.4	14	2'11.249	34.093	25.586	35.235	36.335	206.6
15	2'10.486	33.974	25.372	34.958	36.182	209.8	15	2'10.774	33.745	25.487	35.357	36.185	207.0
16	2'09.952	33.647	25.343	34.914	36.048	210.4	16	2'10.842	33.590	25.318	35.419	36.515	207.8
							17	2'10.760	33.952	25.346	35.242	36.220	207.2
							18	2'10.305	33.575	25.359	35.055	36.316	207.6

7th	88	Jorge MARTIN	Del Conca Gresini Mo	SPA	10th	16	Andrea MIGNO	SKY Racing Team VR	ITA
		Runs=3	Total laps=16	Full laps=11			Runs=1	Total laps=9	Full laps=8

1	3'33.416	39.946	27.804	37.861	37.956	207.0	1	2'58.457	37.539	26.360	36.313	37.526	206.7
2	2'15.693	34.766	26.336	36.324	38.267	208.4	2	2'13.857	34.655	25.855	36.165	37.182	207.5
3	2'14.104	34.577	26.378	36.124	37.025	209.7	3	2'12.427	34.143	25.697	35.739	36.848	207.0
4	2'12.941	34.193	26.230	35.953	36.565	209.1	4	2'12.099	33.990	25.679	35.646	36.784	207.0
5	2'12.454	33.847	25.922	35.817	36.868	209.3	5	2'12.485	34.501	25.797	35.750	36.437	208.7
6	2'12.272	33.865	25.799	35.720	36.888	209.9	6	2'11.010	33.871	25.400	35.360	36.379	208.9
7	2'02.319 P	33.916	25.707	35.655	27.041	211.4	7	2'10.516	33.641	25.269	35.298	36.308	208.8
8	2'18.010	37.415	26.638	36.476	37.481	206.4	8	2'10.622	33.755	25.450	35.309	36.108	209.7
9	2'13.254	34.234	25.904	36.048	37.068	206.8	9	2'10.320	33.472	25.565	35.202	36.081	209.7
10	2'12.351	33.995	25.908	35.623	36.825	207.4							
11	2'02.781 P	33.812	25.924	36.068	26.977	207.9							
12	2'22.438	39.239	26.749	36.563	39.887	208.8							
13	2'13.355	34.158	25.862	35.641	37.694	205.0							
14	2'11.256	33.691	25.558	35.628	36.379	208.3							
15	2'10.658	33.513	25.408	35.416	36.321	209.5							
16	2'10.152	33.573	25.358	35.142	36.079	209.0							

8th	19	Gabriel RODRIGO	RBA BOE Racing Tea	ARG	11th	64	Bo BENDSNEYDER	Red Bull KTM Ajo	NED
		Runs=2	Total laps=15	Full laps=12			Runs=2	Total laps=16	Full laps=13

1	3'38.549	40.357	27.564	37.581	37.781	205.9	1	3'26.867	39.285	27.122	40.318	41.023	176.2
2	2'14.579	35.236	26.182	36.153	37.008	205.7	2	2'15.017	35.151	26.311	36.344	37.211	204.9
3	2'13.550	34.617	26.008	36.055	36.870	206.3	3	2'13.097	34.556	25.935	35.718	36.888	207.4
4	2'12.757	34.505	25.983	35.772	36.497	208.1	4	2'17.593	34.625	28.846	36.493	37.629	206.1
5	2'12.781	34.647	25.830	35.650	36.654	207.2	5	2'12.994	34.484	25.984	35.800	36.726	207.4
6	2'11.666	34.192	25.470	35.502	36.502	208.8	6	2'13.427	34.345	25.920	36.401	36.761	205.6
7	2'11.265	33.848	25.457	35.438	36.522	208.7	7	2'13.148	34.439	25.979	35.774	36.956	207.8
8	2'05.592 P	34.385	26.219	36.510	28.478	205.2	8	2'12.245	34.290	25.648	35.545	36.762	206.9
9	2'24.862	41.958	29.534	36.034	37.336	205.8	9	2'06.940 P	34.586	25.906	36.462	29.986	197.2
10	2'14.859	34.827	25.811	36.224	37.997	206.9	10	2'16.700	38.054	26.169	35.664	36.813	203.7
11	2'12.940	34.318	25.991	36.240	36.391	206.4	11	2'12.508	34.381	25.766	35.653	36.708	204.2
							12	2'11.907	34.133	25.609	35.571	36.594	203.8
							13	2'11.132	33.995	25.480	35.433	36.224	205.0
							14	2'11.396	34.275	25.421	35.331	36.369	205.0
							15	2'10.590	33.774	25.401	35.158	36.257	205.7
							16	2'10.383	33.955	25.245	35.026	36.157	205.2

**Fastest Lap:** Nicolò BULEGA SKY Racing Team VR ITA 2'09.320 33.435 25.099 34.774 36.012

These data/results cannot be reproduced, stored and/or transmitted in whole or in part by any manner of electronic, mechanical, photocopying, recording, broadcasting or otherwise now known or herein after developed without the previous express consent by the copyright owner, except for reproduction in daily press and regular printed publications on sale to the public within 60 days of the event related to those data/results and always provided that copyright symbol appears together as follows below.

© DORNA, 2017



# Qualifying

Moto3

Lap	Lap Time	T1	T2	T3	T4	Speed	Lap	Lap Time	T1	T2	T3	T4	Speed	
<b>12th</b> <b>41</b>		<b>Nakaran ATIRATPH</b> Honda Team Asia THA						<b>15th</b> <b>24</b>		<b>Tatsuki SUZUKI</b> SIC58 Squadra Corse JPN				
		Runs=2		Total laps=14		Full laps=10			Runs=2		Total laps=15		Full laps=12	
1	3'19.923	40.533	28.044	37.696	37.865	205.3	1	3'15.193	42.168	28.141	37.424	38.122	203.4	
2	<b>2'14.372</b>	34.649	26.522	36.373	36.828	206.6	2	<b>2'14.789</b>	35.676	25.947	36.214	36.952	205.4	
3	<b>2'14.025</b>	34.714	26.126	36.116	37.069	205.6	3	<b>2'12.692</b>	34.248	25.688	35.857	36.899	206.6	
4	<b>2'12.707</b>	34.349	26.053	35.666	36.639	206.3	4	<b>2'12.726</b>	34.138	25.708	35.731	37.149	206.6	
5	<b>2'12.362</b>	33.970	25.948	35.655	36.789	206.0	5	<b>2'14.594</b>	36.497	25.640	35.535	36.922	206.6	
6	<b>2'11.826</b>	33.781	25.831	35.539	36.675	207.1	6	<b>2'11.923</b>	34.026	25.559	35.593	36.745	207.2	
7	<b>2'11.756</b>	33.637	25.740	35.739	36.640	206.2	7	<b>2'11.175</b>	33.834	25.371	35.144	36.826	206.5	
8	<b>2'11.777</b>	33.770	25.776	35.533	36.698	207.5	8	<b>2'06.756</b> P	34.752	25.931	35.889	30.184	204.4	
9	<b>2'04.083</b> P	33.928	25.741	35.844	28.570	204.7	9	2'19.910	39.084	26.657	36.176	37.993	204.2	
10	2'19.325	39.742	26.624	36.350	36.609	205.7	10	<b>2'12.472</b>	34.098	25.942	35.454	36.978	204.9	
11	<b>2'11.278</b>	33.676	25.614	35.413	36.575	208.0	11	<b>2'11.310</b>	33.962	25.447	35.207	36.694	205.0	
12	<b>2'11.885</b>	33.660	25.738	35.577	36.910	209.3	12	<b>2'11.010</b>	33.676	25.380	35.279	36.675	205.5	
13	<b>2'10.385</b>	33.497	25.472	34.972	36.444	208.2	13	<b>2'11.271</b>	33.875	25.520	35.320	36.556	206.0	
	unfinished	33.394	25.476	2'12.045			14	<b>2'11.068</b>	33.752	25.392	35.236	36.688	205.7	
							15	<b>2'10.737</b>	33.553	25.318	35.245	36.621	206.0	
<b>13th</b> <b>7</b>		<b>Adam NORRODIN</b> SIC Racing Team MAL						<b>16th</b> <b>11</b>		<b>Livio LOI</b> Leopard Racing BEL				
		Runs=2		Total laps=16		Full laps=13			Runs=2		Total laps=16		Full laps=13	
1	3'35.455	39.798	27.733	37.825	37.906	207.7	1	3'29.546	40.323	27.844	37.833	41.563	192.4	
2	<b>2'14.674</b>	34.983	26.421	36.185	37.085	210.9	2	<b>2'15.985</b>	35.193	26.449	36.939	37.404	212.0	
3	<b>2'13.279</b>	34.394	25.986	36.069	36.830	212.8	3	<b>2'14.828</b>	34.933	26.291	36.874	36.730	210.8	
4	<b>2'13.307</b>	34.282	26.171	36.151	36.703	211.9	4	<b>2'13.529</b>	34.714	25.996	36.098	36.721	211.1	
5	<b>2'12.130</b>	33.807	25.818	35.671	36.834	212.4	5	<b>2'13.285</b>	34.363	26.041	36.311	36.570	210.9	
6	<b>2'12.489</b>	33.974	25.814	35.749	36.952	212.4	6	<b>2'12.954</b>	34.255	25.905	36.144	36.650	212.1	
7	<b>2'11.822</b>	33.828	25.612	35.638	36.744	213.7	7	<b>2'12.286</b>	34.243	25.627	35.843	36.573	213.1	
8	<b>2'12.380</b>	33.912	25.846	35.777	36.845	212.3	8	<b>2'12.801</b>	34.464	25.722	35.977	36.638	210.5	
9	<b>2'05.361</b> P	34.126	25.938	36.156	29.141	208.0	9	<b>2'08.164</b> P	34.331	25.767	36.020	32.046	207.8	
10	2'24.262	45.464	26.242	35.685	36.871	208.3	10	2'23.066	44.053	25.964	36.161	36.888	208.0	
11	<b>2'12.351</b>	33.852	25.692	36.003	36.804	207.8	11	<b>2'12.244</b>	34.093	25.751	35.818	36.582	209.4	
12	<b>2'12.923</b>	34.164	25.787	36.005	36.967	212.3	12	<b>2'11.450</b>	33.898	25.608	35.584	36.360	210.0	
13	<b>2'11.978</b>	33.680	25.364	35.612	37.322	211.7	13	<b>2'11.337</b>	33.858	25.705	35.498	36.276	209.8	
14	<b>2'13.454</b>	34.804	25.755	36.155	36.740	210.3	14	<b>2'23.074</b>	41.474	26.554	38.743	36.303	211.6	
15	<b>2'10.869</b>	33.368	25.582	35.402	36.517	210.6	15	<b>2'10.877</b>	33.866	25.470	35.428	36.113	210.4	
16	<b>2'10.538</b>	33.466	25.348	35.384	36.340	211.5	16	<b>2'16.737</b>	38.824	25.675	35.844	36.394	210.9	
<b>14th</b> <b>36</b>		<b>Joan MIR</b> Leopard Racing SPA						<b>17th</b> <b>21</b>		<b>Fabio DI GIANNANT</b> Del Conca Gresini Mo ITA				
		Runs=1		Total laps=18		Full laps=17			Runs=3		Total laps=15		Full laps=10	
1	3'49.017	38.291	26.957	36.786	37.361	206.9	1	3'26.797	39.186	27.749	37.794	39.084	187.6	
2	<b>2'13.103</b>	34.380	26.217	35.872	36.634	208.5	2	<b>2'15.694</b>	34.914	26.281	37.214	37.285	208.7	
3	<b>2'12.290</b>	33.935	25.882	35.827	36.646	208.5	3	<b>2'14.026</b>	34.668	26.122	36.175	37.061	205.5	
4	<b>2'13.016</b>	34.129	26.213	35.962	36.712	208.6	4	<b>2'13.620</b>	34.467	26.233	35.912	37.008	205.8	
5	<b>2'12.947</b>	34.349	25.979	35.831	36.788	208.0	5	<b>2'12.951</b>	34.283	25.823	35.831	37.014	205.4	
6	<b>2'12.871</b>	34.227	26.022	35.891	36.731	208.3	6	<b>2'05.876</b> P	34.467	26.006	36.242	29.161	187.3	
7	<b>2'12.670</b>	34.335	25.992	35.721	36.622	208.7	7	2'16.351	37.004	26.200	36.152	36.995	206.1	
8	<b>2'12.274</b>	34.160	25.867	35.617	36.630	209.4	8	<b>2'12.603</b>	34.118	25.816	35.853	36.816	205.4	
9	<b>2'12.156</b>	34.102	25.818	35.569	36.667	208.4	9	<b>2'11.953</b>	33.865	25.695	35.665	36.728	206.0	
10	<b>2'11.924</b>	34.092	25.838	35.523	36.471	208.5	10	<b>2'11.304</b>	33.830	25.636	35.326	36.512	207.9	
11	<b>2'11.901</b>	34.180	25.593	35.786	36.342	206.8	11	<b>2'11.481</b>	33.704	25.473	35.341	36.963	208.2	
12	<b>2'11.404</b>	33.896	25.630	35.365	36.513	212.5	12	<b>2'11.329</b>	33.907	25.519	35.227	36.676	204.3	
13	<b>2'14.385</b>	34.023	25.567	36.832	37.963	205.6	13	<b>2'02.826</b> P	33.761	25.661	36.014	27.390	204.7	
14	<b>2'19.441</b>	34.181	32.728	35.901	36.631	209.6	14	2'17.388	39.072	25.923	35.724	36.669	206.1	
15	<b>2'10.974</b>	33.755	25.608	35.385	36.226	209.4	15	<b>2'10.888</b>	33.749	25.432	35.278	36.429	204.9	
16	<b>2'10.775</b>	33.668	25.594	35.305	36.208	209.6								
17	<b>2'11.332</b>	33.743	25.434	35.604	36.551	211.4								
18	<b>2'10.580</b>	33.651	25.375	35.347	36.207	212.5								

**Fastest Lap:** Nicolo BULEGA SKY Racing Team VR ITA **2'09.320** 33.435 25.099 34.774 36.012

These data/results cannot be reproduced, stored and/or transmitted in whole or in part by any manner of electronic, mechanical, photocopying, recording, broadcasting or otherwise now known or herein after developed without the previous express consent by the copyright owner, except for reproduction in daily press and regular printed publications on sale to the public within 60 days of the event related to those data/results and always provided that copyright symbol appears together as follows below.  
© DORNA, 2017

Official MotoGP Timing by TISSOT  
www.motogp.com

Motegi, Saturday, October 14, 2017

Page 3 of 6



## Qualifying

## Moto3

Lap	Lap Time	T1	T2	T3	T4	Speed	Lap	Lap Time	T1	T2	T3	T4	Speed		
<b>18th</b>	<b>17</b>	<b>John MCPHEE</b>				British Talent Team	GBR	1	3'45.651	37.936	27.024	37.012	37.261	209.0	
		Runs=2	Total laps=16	Full laps=13				2	<b>2'13.842</b>	34.547	26.316	36.201	36.778	210.3	
		1	3'29.198	40.265	27.236	37.005	38.653	210.0	3	<b>2'12.746</b>	34.189	25.867	35.996	36.694	210.8
		2	<b>2'15.992</b>	35.179	26.437	36.886	37.490	212.2	4	<b>2'12.478</b>	33.983	26.081	35.757	36.657	210.4
		3	<b>2'13.272</b>	34.283	26.265	36.071	36.653	208.0	5	<b>2'12.200</b>	34.109	25.796	35.688	36.607	210.9
		4	<b>2'13.430</b>	34.177	25.946	36.112	37.195	211.6	6	<b>2'12.886</b>	34.258	25.945	36.009	36.674	<b>215.0</b>
		5	<b>2'12.554</b>	34.336	25.793	35.712	36.713	212.2	7	<b>2'12.492</b>	34.125	26.057	35.752	36.558	210.7
		6	<b>2'11.905</b>	34.106	25.716	35.320	36.763	211.5	8	<b>2'11.793</b>	33.963	25.749	35.629	36.452	213.7
		7	<b>2'15.551</b>	34.869	26.672	36.502	37.508	207.5	9	<b>2'13.215</b>	34.558	26.047	35.760	36.850	208.5
		8	<b>2'11.226</b>	34.042	25.531	35.352	<b>36.301</b>	<b>212.5</b>	10	<b>2'12.215</b>	34.022	25.730	35.624	36.839	208.6
		9	2'06.156 P	34.973	26.135	36.622	28.426	205.1	11	<b>2'11.995</b>	34.193	25.778	35.510	36.514	209.7
		10	2'18.591	38.789	26.405	36.568	36.829	207.0	12	<b>2'11.097</b>	<b>33.719</b>	<b>25.550</b>	<b>35.411</b>	<b>36.417</b>	209.0
		11	<b>2'16.166</b>	35.096	26.099	36.237	38.734	191.0	13	<b>2'16.751</b>	37.097	25.799	35.726	38.129	207.5
		12	<b>2'17.201</b>	37.720	26.064	36.074	37.343	208.6	14	<b>2'15.632</b>	37.070	25.953	35.947	36.662	209.3
		13	<b>2'11.202</b>	33.860	25.513	<b>35.293</b>	36.536	211.2	15	<b>2'12.514</b>	34.058	25.823	35.889	36.744	210.6
		14	<b>2'12.667</b>	33.928	25.643	35.937	37.159	202.1	16	<b>2'12.692</b>	33.996	25.912	36.063	36.721	209.3
15	<b>2'12.838</b>	33.874	25.631	36.469	36.864	209.3	17	<b>2'12.101</b>	33.866	25.919	35.654	36.662	210.1		
16	<b>2'10.925</b>	<b>33.734</b>	<b>25.357</b>	35.499	36.335	210.8	18	<b>2'12.017</b>	34.038	25.728	35.745	36.506	210.1		
<b>19th</b>	<b>58</b>	<b>Juanfran GUEVARA</b>				RBA BOE Racing Tea	SPA	Runs=2	Total laps=14	Full laps=11					
		1	3'41.429	40.209	27.530	37.390	38.368	206.7	1	3'39.107	40.722	27.205	37.524	37.992	206.5
		2	<b>2'15.883</b>	35.276	26.635	36.301	37.671	206.4	2	<b>2'14.971</b>	34.938	26.344	36.458	37.231	206.0
		3	<b>2'18.454</b>	34.570	26.126	36.178	41.580	206.7	3	<b>2'14.456</b>	34.589	25.976	36.165	37.726	206.5
		4	<b>2'14.442</b>	34.901	26.183	35.870	37.488	206.8	4	<b>2'13.462</b>	34.327	25.952	36.090	37.093	205.9
		5	<b>2'13.449</b>	34.473	25.954	35.881	37.141	209.1	5	<b>2'13.054</b>	34.235	25.845	36.003	36.971	205.9
		6	<b>2'12.913</b>	34.301	25.773	35.676	37.163	207.5	6	2'11.117 P	39.898	26.310	36.035	28.874	205.5
		7	<b>2'12.859</b>	34.303	25.719	35.633	37.204	207.1	7	2'26.374	45.893	26.795	36.494	37.192	205.6
		8	2'09.288 P	35.253	26.533	37.319	30.183	202.8	8	<b>2'12.628</b>	34.051	25.994	35.800	36.783	203.6
		9	2'26.774	40.501	26.629	37.594	42.050	204.0	9	<b>2'12.679</b>	34.103	25.800	36.191	36.585	203.0
		10	<b>2'13.313</b>	34.465	26.056	35.909	36.883	210.3	10	<b>2'11.554</b>	33.692	25.627	35.470	36.765	206.4
		11	<b>2'12.282</b>	34.230	25.616	35.614	36.822	<b>211.5</b>	11	<b>2'14.081</b>	34.281	25.667	35.496	38.637	203.2
		12	<b>2'11.231</b>	33.900	25.620	<b>35.119</b>	36.592	207.8	12	<b>2'19.604</b>	34.113	25.861	39.945	39.685	162.4
		13	<b>2'10.968</b>	<b>33.614</b>	<b>25.369</b>	35.239	36.746	208.7	13	<b>2'11.308</b>	33.786	25.574	<b>35.367</b>	36.581	<b>208.5</b>
14	<b>2'11.120</b>	33.864	25.431	35.251	<b>36.574</b>	207.8	14	<b>2'11.247</b>	<b>33.522</b>	25.574	35.694	36.457	206.9		
<b>20th</b>	<b>84</b>	<b>Jakub KORNFEIL</b>				Peugeot MC Saxoprin	CZE	Runs=2	Total laps=15	Full laps=12					
		1	3'23.453	38.446	27.180	37.954	38.546	192.0	15	<b>2'11.125</b>	33.635	<b>25.487</b>	35.609	<b>36.394</b>	206.3
		2	<b>2'16.346</b>	35.486	26.634	36.912	37.314	204.2	16						
		3	<b>2'14.841</b>	34.915	26.336	36.407	37.183	205.6							
		4	<b>2'14.646</b>	35.083	26.146	36.431	36.986	<b>207.8</b>							
		5	<b>2'12.898</b>	34.308	25.686	35.979	36.925	206.9							
		6	<b>2'13.977</b>	34.576	26.053	36.112	37.236	204.5							
		7	<b>2'14.221</b>	34.432	25.891	36.144	37.754	202.2							
		8	<b>2'12.749</b>	34.328	25.670	35.795	36.956	204.5							
		9	2'05.658 P	34.702	26.046	36.319	28.591	202.2							
		10	2'17.023	37.353	26.402	36.381	36.887	202.8							
		11	<b>2'12.707</b>	34.320	25.785	35.805	36.797	203.7							
		12	<b>2'12.673</b>	34.432	25.756	35.892	36.593	204.5							
		13	<b>2'11.916</b>	34.310	25.527	35.460	36.619	202.4							
		14	<b>2'11.012</b>	33.882	<b>25.430</b>	<b>35.276</b>	36.424	204.8							
15	<b>2'11.207</b>	<b>33.881</b>	25.508	35.399	<b>36.419</b>	204.7									
<b>21st</b>	<b>65</b>	<b>Philipp OETTL</b>				Südmetall Schedl GP	GER	Runs=1	Total laps=18	Full laps=17					

**Fastest Lap:** Nicolò BULEGA SKY Racing Team VR ITA **2'09.320** 33.435 25.099 34.774 36.012

These data/results cannot be reproduced, stored and/or transmitted in whole or in part by any manner of electronic, mechanical, photocopying, recording, broadcasting or otherwise now known or herein after developed without the previous express consent by the copyright owner, except for reproduction in daily press and regular printed publications on sale to the public within 60 days of the event related to those data/results and always provided that copyright symbol appears together as follows below.  
© DORNA, 2017

Official MotoGP Timing by TISSOT  
www.motogp.com

Motegi, Saturday, October 14, 2017

Page 4 of 6

motogp



### Qualifying

### Moto3

Lap	Lap Time	T1	T2	T3	T4	Speed	Lap	Lap Time	T1	T2	T3	T4	Speed				
17	<b>2'11.262</b>	34.033	25.502	<b>35.372</b>	36.355	209.3	5	<b>2'13.074</b>	34.109	25.779	36.176	37.010	204.0				
18	<b>2'11.424</b>	34.007	<b>25.421</b>	35.510	36.486	209.1	6	<b>2'12.131</b>	34.028	25.630	35.889	36.584	204.5				
<b>24th 71</b>	<b>Ayumu SASAKI</b> SIC Racing Team JPN						Runs=2	Total laps=16 Full laps=13									
1	3'28.750	38.634	26.666	36.603	38.079	213.6	7	<b>2'11.947</b>	34.244	25.633	35.504	<b>36.566</b>	205.2				
2	<b>2'14.728</b>	34.574	26.138	36.446	37.570	213.3	8	<b>2'11.400</b>	33.865	<b>25.541</b>	<b>35.418</b>	36.576	<b>205.5</b>				
3	<b>2'13.468</b>	34.395	26.027	36.114	36.932	212.3	9	<b>2'12.052</b>	<b>33.781</b>	25.646	35.878	36.747	204.8				
4	<b>2'14.862</b>	34.300	26.164	36.656	37.742	205.1	<b>28th 27 Kaito TOBA</b> Honda Team Asia JPN										
5	<b>2'12.887</b>	34.483	25.941	35.604	36.859	<b>214.9</b>	Runs=2 Total laps=17 Full laps=14										
6	<b>2'12.326</b>	34.010	25.817	35.703	36.796	213.5	1	3'22.632	43.791	29.040	39.687	39.319	204.6				
7	<b>2'14.256</b>	34.251	26.109	36.846	37.050	210.1	2	<b>2'20.897</b>	36.826	27.622	37.978	38.471	207.2				
8	<b>2'12.016</b>	34.125	25.671	35.546	36.674	210.4	3	<b>2'17.997</b>	35.623	27.055	37.321	37.998	206.3				
9	2'06.689 P	34.895	26.315	36.149	29.330	202.7	4	<b>2'17.232</b>	35.439	26.941	37.100	37.752	207.4				
10	2'22.509	41.590	26.689	36.272	37.958	210.6	5	<b>2'16.100</b>	35.244	26.721	36.604	37.531	206.7				
11	<b>2'16.935</b>	34.841	26.116	36.810	39.168	192.5	6	<b>2'15.347</b>	34.888	26.574	36.600	37.285	209.2				
12	<b>2'14.768</b>	34.573	26.209	36.428	37.558	203.5	7	<b>2'13.970</b>	34.500	26.224	36.106	37.140	207.0				
13	<b>2'13.404</b>	33.779	25.751	35.569	38.305	191.4	8	<b>2'13.666</b>	34.260	26.273	35.993	37.140	206.4				
14	<b>2'12.724</b>	34.168	25.690	35.924	36.942	211.0	9	<b>2'13.179</b>	34.183	26.112	36.072	36.812	208.4				
15	<b>2'11.417</b>	<b>33.651</b>	25.614	35.483	36.669	207.9	10	<b>2'12.652</b>	34.039	26.064	35.792	36.757	207.0				
16	<b>2'11.298</b>	33.745	<b>25.609</b>	<b>35.383</b>	<b>36.561</b>	207.8	11	<b>2'12.326</b>	34.056	25.947	35.709	36.614	206.8				
							12	<b>2'12.512</b>	34.020	25.974	35.690	36.828	208.2				
							13	2'09.684 P	35.045	26.795	37.619	30.225	195.3				
							14	2'26.535	43.745	27.915	37.243	37.632	205.9				
							15	<b>2'14.399</b>	34.766	26.380	36.499	36.754	208.3				
							16	<b>2'13.320</b>	34.513	26.027	35.985	36.795	<b>209.7</b>				
							17	<b>2'11.999</b>	<b>33.927</b>	<b>25.864</b>	<b>35.685</b>	<b>36.523</b>	207.3				
<b>25th 40</b>	<b>Darryn BINDER</b> Platinum Bay Real Es RSA						Runs=1	Total laps=15 Full laps=13									
1	3'08.747	41.393	27.807	37.882	37.974	205.0	<b>29th 4 Patrik PULKKINEN</b> Peugeot MC Saxoprin FIN										
2	<b>2'15.698</b>	34.968	26.359	36.856	37.515	204.8	Runs=2 Total laps=15 Full laps=12										
3	<b>2'15.387</b>	34.745	26.220	36.761	37.661	205.2	1	3'16.663	40.206	28.267	38.102	38.192	204.5				
4	<b>2'15.190</b>	35.037	26.212	36.482	37.459	205.0	2	<b>2'15.688</b>	34.941	26.334	36.832	37.581	205.0				
5	<b>2'14.654</b>	34.793	26.159	36.384	37.318	203.9	3	<b>2'17.166</b>	34.492	27.679	37.321	37.674	206.2				
6	<b>2'14.298</b>	34.730	26.169	36.270	37.129	206.3	4	<b>2'15.289</b>	34.850	26.385	36.501	37.553	205.3				
7	<b>2'13.569</b>	34.364	25.884	36.548	36.773	<b>208.4</b>	5	<b>2'16.588</b>	36.180	26.192	36.824	37.392	206.1				
8	<b>2'12.860</b>	34.249	25.827	35.953	36.831	207.3	6	2'09.382 P	38.010	26.306	36.493	28.573	203.8				
9	<b>2'12.719</b>	34.221	25.777	35.743	36.978	206.5	7	2'20.511	38.817	27.083	37.103	37.508	204.7				
10	<b>2'12.753</b>	34.316	25.811	35.887	36.739	205.4	8	<b>2'14.333</b>	34.749	26.211	36.566	<b>36.807</b>	208.2				
11	<b>2'12.121</b>	33.989	25.645	35.841	36.646	205.4	9	<b>2'12.735</b>	<b>33.978</b>	25.855	<b>36.014</b>	36.888	205.9				
12	<b>2'12.013</b>	33.994	25.723	35.715	36.581	206.4	10	<b>2'16.329</b>	36.663	26.054	36.523	37.089	207.0				
13	<b>2'11.349</b>	33.874	<b>25.552</b>	<b>35.512</b>	36.411	206.7	11	<b>2'13.906</b>	34.185	26.091	36.362	37.268	205.6				
14	<b>2'11.550</b>	33.959	25.793	35.556	<b>36.242</b>	207.4	12	<b>2'13.327</b>	34.090	25.976	36.154	37.107	<b>209.3</b>				
							13	<b>2'13.421</b>	34.205	26.002	36.165	37.049	206.5				
							14	<b>2'13.469</b>	34.146	26.036	36.196	37.091	207.2				
							15	<b>2'12.870</b>	34.202	<b>25.759</b>	36.069	36.840	204.5				
<b>26th 75</b>	<b>Albert ARENAS</b> Aspar Mahindra Moto SPA						Runs=2	Total laps=7 Full laps=4									
1	3'32.373	41.073	27.713	38.471	38.271	203.1	<b>30th 14 Tony ARBOLINO</b> SIC58 Squadra Corse ITA										
2	<b>2'12.654</b>	33.991	25.720	35.730	37.213	<b>211.3</b>	Runs=2 Total laps=16 Full laps=13										
3	<b>2'12.102</b>	34.101	25.595	35.565	36.841	210.4	1	3'15.975	40.724	28.150	37.772	38.274	206.9				
4	<b>2'11.774</b>	<b>33.951</b>	25.563	35.457	36.803	204.6	2	<b>2'16.783</b>	35.415	26.696	36.954	37.718	209.7				
5	<b>2'11.361</b>	33.959	<b>25.559</b>	<b>35.273</b>	<b>36.570</b>	204.6	3	<b>2'16.447</b>	34.797	26.782	37.217	37.651	208.6				
6	2'07.023 P	36.235	25.872	35.707	29.209	203.0	4	<b>2'16.142</b>	35.095	26.742	36.793	37.512	207.8				
							unfinished	41.192	26.343	35.570	204.9						
<b>27th 48</b>	<b>Lorenzo DALLA PO</b> Aspar Mahindra Moto ITA						Runs=1	Total laps=9 Full laps=8									
1	2'243.153	42.179	27.721	38.210	37.795	203.0	5	<b>2'15.726</b>	34.904	26.588	36.765	37.469	204.5				
2	<b>2'14.789</b>	34.933	26.142	36.302	37.412	203.7	6	<b>2'15.834</b>	35.460	26.449	36.298	37.627	206.7				
3	<b>2'13.241</b>	34.359	25.723	35.987	37.172	203.0	7	<b>2'15.252</b>	34.944	26.299	36.533	37.476	<b>210.5</b>				
4	<b>2'12.937</b>	34.171	25.743	35.951	37.072	204.0	8	<b>2'14.104</b>	34.806	26.015	36.278	37.005	208.8				
							9	2'06.629 P	34.800	26.591	36.274	28.964	206.5				
							10	2'18.025	37.809	26.485	36.445	37.286	205.9				

**Fastest Lap:** Nicolò BULEGA SKY Racing Team VR ITA **2'09.320** 33.435 25.099 34.774 36.012

These data/results cannot be reproduced, stored and/or transmitted in whole or in part by any manner of electronic, mechanical, photocopying, recording, broadcasting or otherwise now known or herein after developed without the previous express consent by the copyright owner, except for reproduction in daily press and regular printed publications on sale to the public within 60 days of the event related to those data/results and always provided that copyright symbol appears together as follows below.  
© DORNA, 2017

Official MotoGP Timing by TISSOT  
www.motogp.com

Motegi, Saturday, October 14, 2017

Page 5 of 6



# Qualifying

Moto3

Lap	Lap Time	T1	T2	T3	T4	Speed	Lap	Lap Time	T1	T2	T3	T4	Speed
11	<b>2'13.066</b>	34.343	25.799	36.121	36.803	205.5							
12	<b>2'12.925</b>	34.230	25.839	35.781	37.075	206.1							
13	<b>2'14.940</b>	34.561	26.222	36.553	37.604	206.3							
14	<b>2'14.642</b>	34.866	26.237	36.272	37.267	206.3							
15	<b>2'15.130</b>	34.802	26.236	36.910	37.182	206.3							
16	<b>2'15.325</b>	34.749	26.338	36.764	37.474	206.2							

31st <b>70</b> Tom TOPARIS		Cube Racing				AUS
		Runs=2	Total laps=11		Full laps=7	
1	3'22.884	39.834	28.690	40.344	38.728	199.9
2	<b>2'22.262</b>	36.696	27.773	38.789	39.004	202.3
3	<b>2'23.424</b>	39.683	27.122	38.382	38.237	201.4
4	2'48.539 P	35.438	1'02.785	39.510	30.806	196.4
5	2'26.152	40.305	28.054	39.013	38.780	197.2
6	<b>2'18.259</b>	35.211	26.995	37.791	38.262	196.7
7	<b>2'18.883</b>	35.590	27.017	37.719	38.557	197.6
8	<b>2'17.748</b>	35.357	26.958	37.485	37.948	198.6
9	<b>2'16.493</b>	35.111	26.838	36.883	37.661	200.3
10	<b>2'16.724</b>	35.030	26.826	36.676	38.192	199.8
	PIT	36.443	26.868	37.474	28.406	198.3

**Fastest Lap:** Nicolo BULEGA SKY Racing Team VR ITA **2'09.320** 33.435 25.099 34.774 36.012

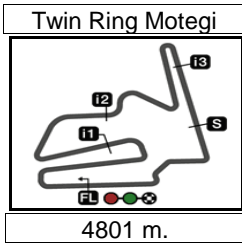
These data/results cannot be reproduced, stored and/or transmitted in whole or in part by any manner of electronic, mechanical, photocopying, recording, broadcasting or otherwise now known or herein after developed without the previous express consent by the copyright owner, except for reproduction in daily press and regular printed publications on sale to the public within 60 days of the event related to those data/results and always provided that copyright symbol appears together as follows below.  
© DORNA, 2017

Official MotoGP Timing by TISSOT  
www.motogp.com

Motegi, Saturday, October 14, 2017







**MOTUL GRAND PRIX OF JAPAN**  
**Provisional Starting Grid**

Race : 20 laps = 96.02 km

**23**

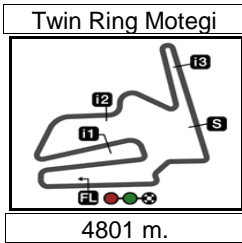


1	<b>1</b> 2'09.320 <b>8 Nicolo BULEGA</b> KTM	2	<b>2</b> 2'09.592 <b>23 Niccolò ANTONELLI</b> KTM	3	<b>3</b> 2'09.708 <b>44 Aron CANET</b> Honda
2	<b>4</b> 2'09.797 <b>12 Marco BEZZECCHI</b> Mahindra	5	<b>5</b> 2'09.846 <b>33 Enea BASTIANINI</b> Honda	6	<b>6</b> 2'09.881 <b>5 Romano FENATI</b> Honda
3	<b>7</b> 2'10.152 <b>88 Jorge MARTIN</b> Honda	8	<b>8</b> 2'10.227 <b>19 Gabriel RODRIGO</b> KTM	9	<b>9</b> 2'10.305 <b>96 Manuel PAGLIANI</b> Mahindra
4	<b>10</b> 2'10.320 <b>16 Andrea MIGNO</b> KTM	11	<b>11</b> 2'10.383 <b>64 Bo BENDSNEYDER</b> KTM	12	<b>12</b> 2'10.385 <b>41 Nakarin ATIRATPHUVAPAT</b> Honda
5	<b>13</b> 2'10.538 <b>7 Adam NORRODIN</b> Honda	14	<b>14</b> 2'10.737 <b>24 Tatsuki SUZUKI</b> Honda	15	<b>15</b> 2'10.877 <b>11 Livio LOI</b> Honda
6	<b>16</b> 2'10.888 <b>21 Fabio DI GIANNANTONIO</b> Honda	17	<b>17</b> 2'10.925 <b>17 John MCPHEE</b> Honda	18	<b>18</b> 2'10.968 <b>58 Juanfran GUEVARA</b> KTM
7	<b>19</b> 2'11.012 <b>84 Jakub KORNFEIL</b> Peugeot	20	<b>20</b> 2'10.580 <b>36 Joan MIR</b> Honda	21	<b>21</b> 2'11.097 <b>65 Philipp OETTL</b> KTM
8	<b>22</b> 2'11.125 <b>42 Marcos RAMIREZ</b> KTM	23	<b>23</b> 2'11.262 <b>95 Jules DANILO</b> Honda	24	<b>24</b> 2'11.298 <b>71 Ayumu SASAKI</b> Honda

FIM MotoGP Stewards grid penalty for rider #36

The results are provisional until the end of the limit for protest and appeals and until the ratification of the Event Management Committee.  
 Time limit for protest expires 60' at the latest after publication of the results - Mr. .... Time: .....  
 These data/results cannot be reproduced, stored and/or transmitted in whole or in part by any manner of electronic, mechanical, photocopying, recording, broadcasting or otherwise now known or herein after developed without the previous express consent by the copyright owner, except for reproduction in daily press and regular printed publications on sale to the public within 60 days of the event related to those data/results and always provided that copyright symbol appears together as follows below.  
 © DORNA, 2017





Results and timing service provided by **TISSOT**

**Moto3™**

**MOTUL GRAND PRIX OF JAPAN  
Provisional Starting Grid**

Race : 20 laps = 96.02 km

**23**

9	<b>25</b> 2'11.349 <b>40 Darryn BINDER</b> KTM	<b>26</b> 2'11.361 <b>75 Albert ARENAS</b> Mahindra	<b>27</b> 2'11.400 <b>48 Lorenzo DALLA PORTA</b> Mahindra
10	<b>28</b> 2'11.999 <b>27 Kaito TOBA</b> Honda	<b>29</b> 2'12.735 <b>4 Patrik PULKKINEN</b> Peugeot	<b>30</b> 2'12.925 <b>14 Tony ARBOLINO</b> Honda
11	<b>31</b> 2'16.493 <b>70 Tom TOPARIS</b> KTM		

FIM MotoGP Stewards grid penalty for rider #36

The results are provisional until the end of the limit for protest and appeals and until the ratification of the Event Management Committee.

Time limit for protest expires 60' at the latest after publication of the results - Mr. .... Time: .....

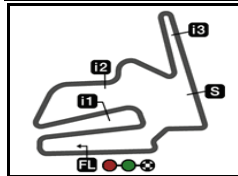
These data/results cannot be reproduced, stored and/or transmitted in whole or in part by any manner of electronic, mechanical, photocopying, recording, broadcasting or otherwise now known or herein after developed without the previous express consent by the copyright owner, except for reproduction in daily press and regular printed publications on sale to the public within 60 days of the event related to those data/results and always provided that copyright symbol appears together as follows below.

© DORNA, 2017

Official MotoGP Timing by **TISSOT**  
www.motogp.com

**Motegi, Saturday, October 14, 2017**





4801 m.

## MOTUL GRAND PRIX OF JAPAN

After the Qualifying

## Event Best Maximum Speed



Rider	Nation Team	Motorcycle	Km/h	
65 Philipp OETTL	GER Südmetall Schedl GP Racing	KTM	215.0	Qualifying
71 Ayumu SASAKI	JPN SIC Racing Team	HONDA	214.9	Qualifying
23 Niccolò ANTONELLI	ITA Red Bull KTM Ajo	KTM	214.0	Free Practice Nr. 3
7 Adam NORRODIN	MAL SIC Racing Team	HONDA	213.7	Qualifying
11 Livio LOI	BEL Leopard Racing	HONDA	213.6	Free Practice Nr. 3
88 Jorge MARTIN	SPA Del Conca Gresini Moto3	HONDA	212.8	Free Practice Nr. 2
17 John MCPHEE	GBR British Talent Team	HONDA	212.5	Qualifying
36 Joan MIR	SPA Leopard Racing	HONDA	212.5	Qualifying
58 Juanfran GUEVARA	SPA RBA BOE Racing Team	KTM	211.5	Qualifying
95 Jules DANILLO	FRA Marinelli Rivacold Snipers	HONDA	211.4	Qualifying
75 Albert ARENAS	SPA Aspar Mahindra Moto3	MAHINDRA	211.3	Qualifying
40 Darryn BINDER	RSA Platinum Bay Real Estate	KTM	211.2	Free Practice Nr. 3
12 Marco BEZZECCHI	ITA CIP	MAHINDRA	211.1	Qualifying
44 Aron CANET	SPA Estrella Galicia 0,0	HONDA	211.1	Qualifying
21 Fabio DI GIANNANTONIO	ITA Del Conca Gresini Moto3	HONDA	210.9	Free Practice Nr. 1
16 Andrea MIGNO	ITA SKY Racing Team VR46	KTM	210.9	Free Practice Nr. 3
64 Bo BENDSNEYDER	NED Red Bull KTM Ajo	KTM	210.9	Free Practice Nr. 3
96 Manuel PAGLIANI	ITA CIP	MAHINDRA	210.8	Free Practice Nr. 3
19 Gabriel RODRIGO	ARG RBA BOE Racing Team	KTM	210.7	Free Practice Nr. 3
14 Tony ARBOLINO	ITA SIC58 Squadra Corse	HONDA	210.6	Free Practice Nr. 3
27 Kaito TOBA	JPN Honda Team Asia	HONDA	210.4	Free Practice Nr. 3
84 Jakub KORNFEIL	CZE Peugeot MC Saxoprint	PEUGEOT	210.4	Free Practice Nr. 2
5 Romano FENATI	ITA Marinelli Rivacold Snipers	HONDA	210.4	Qualifying
8 Nicolo BULEGA	ITA SKY Racing Team VR46	KTM	210.2	Free Practice Nr. 3
24 Tatsuki SUZUKI	JPN SIC58 Squadra Corse	HONDA	210.1	Free Practice Nr. 1
33 Enea BASTIANINI	ITA Estrella Galicia 0,0	HONDA	210.0	Qualifying
4 Patrik PULKKINEN	FIN Peugeot MC Saxoprint	PEUGEOT	209.3	Qualifying
41 Nakarin ATIRATPHUVAPAT	THA Honda Team Asia	HONDA	209.3	Qualifying
42 Marcos RAMIREZ	SPA Platinum Bay Real Estate	KTM	208.7	Free Practice Nr. 2
48 Lorenzo DALLA PORTA	ITA Aspar Mahindra Moto3	MAHINDRA	208.4	Free Practice Nr. 1
70 Tom TOPARIS	AUS Cube Racing	KTM	202.3	Qualifying

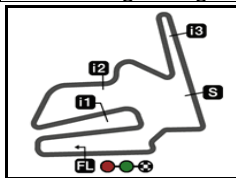
These data/results cannot be reproduced, stored and/or transmitted in whole or in part by any manner of electronic, mechanical, photocopying, recording, broadcasting or otherwise now known or herein after developed without the previous express consent by the copyright owner, except for reproduction in daily press and regular printed publications on sale to the public within 60 days of the event related to those data/results and always provided that copyright symbol appears together as follows below.

© DORNA, 2017

Official MotoGP Timing by TISSOT  
www.motogp.com

Motegi, Saturday, October 14, 2017





4801 m.

## MOTUL GRAND PRIX OF JAPAN

## Qualifying

## Best Partial Times

Moto3™

IT Ideal Lap Time, sum of the best partial times

BT Best Lap Time

T1		T2		T3		T4				IT	BT	
Pos	Rider	Time	Rider	Time	Rider	Time	Rider	Time	Pos	Rider	IT	BT
1	A.CANET	33.320	N.BULEGA	25.099	N.BULEGA	34.774	N.ANTONELLI	35.950	1	N.BULEGA	2'09.257	2'09.320 (1)
2	M.BEZZECCHI	<b>33.328</b>	M.BEZZECCHI	<b>25.104</b>	A.CANET	<b>34.808</b>	M.BEZZECCHI	<b>35.966</b>	2	M.BEZZECCHI	2'09.438	2'09.797 (4)
3	A.NORRODIN	33.368	N.ANTONELLI	25.148	R.FENATI	34.914	N.BULEGA	36.012	3	A.CANET	2'09.441	2'09.708 (3)
4	N.BULEGA	<b>33.372</b>	E.BASTIANINI	<b>25.152</b>	N.ATIRATPHUVA	<b>34.972</b>	R.FENATI	<b>36.048</b>	4	N.ANTONELLI	2'09.590	2'09.592 (2)
5	N.ATIRATPHUVA	33.394	A.CANET	25.197	N.ANTONELLI	34.992	J.MARTIN	36.079	5	E.BASTIANINI	2'09.766	2'09.846 (5)
6	E.BASTIANINI	<b>33.436</b>	R.FENATI	<b>25.240</b>	B.BENDSNEYDE	<b>35.026</b>	A.MIGNO	<b>36.081</b>	6	R.FENATI	2'09.831	2'09.881 (6)
7	A.MIGNO	33.472	B.BENDSNEYDE	25.245	M.BEZZECCHI	35.040	E.BASTIANINI	36.104	7	A.MIGNO	2'10.024	2'10.320 (10)
8	N.ANTONELLI	<b>33.500</b>	A.MIGNO	<b>25.269</b>	M.PAGLIANI	<b>35.055</b>	G.RODRIGO	<b>36.109</b>	8	J.MARTIN	2'10.092	2'10.152 (7)
9	J.MARTIN	33.513	G.RODRIGO	25.282	E.BASTIANINI	35.074	L.LOI	36.113	9	M.PAGLIANI	2'10.133	2'10.305 (9)
10	M.RAMIREZ	<b>33.522</b>	T.SUZUKI	<b>25.318</b>	J.GUEVARA	<b>35.119</b>	A.CANET	<b>36.116</b>	10	G.RODRIGO	2'10.158	2'10.227 (8)
11	G.RODRIGO	33.527	M.PAGLIANI	25.318	J.MARTIN	35.142	B.BENDSNEYDE	36.157	11	B.BENDSNEYDE	2'10.202	2'10.383 (11)
12	T.SUZUKI	<b>33.553</b>	A.NORRODIN	<b>25.348</b>	T.SUZUKI	<b>35.144</b>	M.PAGLIANI	<b>36.185</b>	12	N.ATIRATPHUVA	2'10.282	2'10.385 (12)
13	M.PAGLIANI	33.575	J.MCPHEE	25.357	A.MIGNO	35.202	J.MIR	36.207	13	A.NORRODIN	2'10.440	2'10.538 (13)
14	J.GUEVARA	<b>33.614</b>	J.MARTIN	<b>25.358</b>	F.DI GIANNANTO	<b>35.227</b>	D.BINDER	<b>36.242</b>	14	J.MIR	2'10.538	2'10.580 (14)
15	R.FENATI	33.629	J.GUEVARA	25.369	G.RODRIGO	35.240	J.MCPHEE	36.301	15	T.SUZUKI	2'10.571	2'10.737 (15)
16	J.MIR	<b>33.651</b>	J.MIR	<b>25.375</b>	A.ARENAS	<b>35.273</b>	J.DANILO	<b>36.336</b>	16	J.GUEVARA	2'10.676	2'10.968 (19)
17	A.SASAKI	33.651	J.DANILO	25.421	J.KORNFEIL	35.276	A.NORRODIN	36.340	17	J.MCPHEE	2'10.685	2'10.925 (18)
18	F.DI GIANNANTO	<b>33.704</b>	J.KORNFEIL	<b>25.430</b>	J.MCPHEE	<b>35.293</b>	M.RAMIREZ	<b>36.394</b>	18	M.RAMIREZ	2'10.770	2'11.125 (22)
19	P.OETTL	33.719	F.DI GIANNANTO	25.432	J.MIR	35.305	P.OETTL	36.417	19	F.DI GIANNANTO	2'10.792	2'10.888 (17)
20	J.MCPHEE	<b>33.734</b>	L.LOI	<b>25.470</b>	M.RAMIREZ	<b>35.367</b>	J.KORNFEIL	<b>36.419</b>	20	L.LOI	2'10.869	2'10.877 (16)
21	B.BENDSNEYDE	33.774	N.ATIRATPHUVA	25.472	J.DANILO	35.372	F.DI GIANNANTO	36.429	21	J.KORNFEIL	2'11.006	2'11.012 (20)
22	D.BINDER	<b>33.775</b>	M.RAMIREZ	<b>25.487</b>	A.SASAKI	<b>35.383</b>	N.ATIRATPHUVA	<b>36.444</b>	22	J.DANILO	2'11.055	2'11.262 (23)
23	L.DALLA PORTA	33.781	L.DALLA PORTA	25.541	A.NORRODIN	35.384	K.TOBA	36.523	23	D.BINDER	2'11.081	2'11.349 (25)
24	L.LOI	<b>33.858</b>	P.OETTL	<b>25.550</b>	P.OETTL	<b>35.411</b>	T.SUZUKI	<b>36.556</b>	24	P.OETTL	2'11.097	2'11.097 (21)

These data/results cannot be reproduced, stored and/or transmitted in whole or in part by any manner of electronic, mechanical, photocopying, recording, broadcasting or otherwise now known or herein after developed without the previous express consent by the copyright owner, except for reproduction in daily press and regular printed publications on sale to the public within 60 days of the event related to those data/results and always provided that copyright symbol appears together as follows below.

© DORNA, 2017


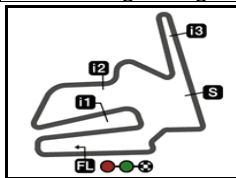
Official MotoGP Timing by TISSOT

www.motogp.com

motoE™



Twin Ring Motegi

Results and timing service provided by  **TISSOT**

4801 m.

**MOTUL GRAND PRIX OF JAPAN****Qualifying****Best Partial Times****Moto3™***IT* Ideal Lap Time, sum of the best partial times*BT* Best Lap Time


<b>T1</b>			<b>T2</b>			<b>T3</b>			<b>T4</b>				
<i>Pos</i>	<i>Rider</i>	<i>Time</i>	<i>Rider</i>	<i>Time</i>	<i>Rider</i>	<i>Time</i>	<i>Rider</i>	<i>Time</i>	<i>Pos</i>	<i>Rider</i>	<i>IT</i>	<i>BT</i>	
25	J.KORNFEIL	33.881	D.BINDER	25.552	L.DALLA PORTA	35.418	A.SASAKI	36.561	25	<b>A.SASAKI</b>	2'11.204	2'11.298 (24)	
26	<b>J.DANILO</b>	<b>33.926</b>	<b>A.ARENAS</b>	<b>25.559</b>	<b>L.LOI</b>	<b>35.428</b>	<b>L.DALLA PORTA</b>	<b>36.566</b>	26	<b>L.DALLA POR</b>	2'11.306	2'11.400 (27)	
27	K.TOBA	33.927	A.SASAKI	25.609	D.BINDER	35.512	A.ARENAS	36.570	27	<b>A.ARENAS</b>	2'11.353	2'11.361 (26)	
28	<b>A.ARENAS</b>	<b>33.951</b>	<b>P.PULKKINEN</b>	<b>25.759</b>	<b>K.TOBA</b>	<b>35.685</b>	<b>J.GUEVARA</b>	<b>36.574</b>	28	<b>K.TOBA</b>	2'11.999	2'11.999 (28)	
29	P.PULKKINEN	33.978	T.ARBOLINO	25.799	T.ARBOLINO	35.781	T.ARBOLINO	36.803	29	<b>P.PULKKINEN</b>	2'12.558	2'12.735 (29)	
30	<b>T.ARBOLINO</b>	<b>34.230</b>	<b>K.TOBA</b>	<b>25.864</b>	<b>P.PULKKINEN</b>	<b>36.014</b>	<b>P.PULKKINEN</b>	<b>36.807</b>	30	<b>T.ARBOLINO</b>	2'12.613	2'12.925 (30)	
31	T.TOPARIS	35.030	T.TOPARIS	26.826	T.TOPARIS	36.676	T.TOPARIS	37.661	31	<b>T.TOPARIS</b>	2'16.193	2'16.493 (31)	

These data/results cannot be reproduced, stored and/or transmitted in whole or in part by any manner of electronic, mechanical, photocopying, recording, broadcasting or otherwise now known or herein after developed without the previous express consent by the copyright owner, except for reproduction in daily press and regular printed publications on sale to the public within 60 days of the event related to those data/results and always provided that copyright symbol appears together as follows below.  
© DORNA, 2017

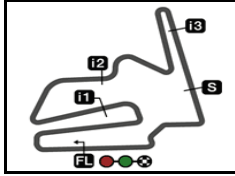
Official MotoGP Timing by **TISSOT**  
www.motogp.com



Twin Ring Motegi

Results and timing service provided by 

Moto3™




4801 m.

## MOTUL GRAND PRIX OF JAPAN

## Qualifying

## Fastest Laps Sequence

<i>Practice Time</i>	 <i>Rider</i>	<i>Nation</i>	<i>Motorcycle</i>	<i>Time</i>	<i>Km/h</i>	<i>Rider's Lap</i>
5'21.919	96 Manuel PAGLIANI	ITA	MAHINDRA	2'15.360	127.6	2
5'29.185	8 Nicolo BULEGA	ITA	KTM	2'13.745	129.2	2
5'45.027	75 Albert ARENAS	SPA	MAHINDRA	2'12.654	130.2	2
7'57.129	75 Albert ARENAS	SPA	MAHINDRA	2'12.102	130.8	3
9'57.060	8 Nicolo BULEGA	ITA	KTM	2'11.727	131.2	4
12'20.264	75 Albert ARENAS	SPA	MAHINDRA	2'11.361	131.5	5
16'33.092	24 Tatsuki SUZUKI	JPN	HONDA	2'11.175	131.7	7
19'01.120	5 Romano FENATI	ITA	HONDA	2'11.058	131.8	8
21'28.282	44 Aron CANET	SPA	HONDA	2'10.881	132.0	9
25'50.169	44 Aron CANET	SPA	HONDA	2'10.658	132.2	11
29'26.885	8 Nicolo BULEGA	ITA	KTM	2'10.237	132.7	11
33'47.201	8 Nicolo BULEGA	ITA	KTM	2'09.933	133.0	13
35'56.889	8 Nicolo BULEGA	ITA	KTM	2'09.688	133.2	14
40'35.451	8 Nicolo BULEGA	ITA	KTM	2'09.320	133.6	16

These data/results cannot be reproduced, stored and/or transmitted in whole or in part by any manner of electronic, mechanical, photocopying, recording, broadcasting or otherwise now known or herein after developed without the previous express consent by the copyright owner, except for reproduction in daily press and regular printed publications on sale to the public within 60 days of the event related to those data/results and always provided that copyright symbol appears together as follows below.

© DORNA, 2017

Official MotoGP Timing by TISSOT  
www.motogp.com

Motegi, Saturday, October 14, 2017