

5900 m.

OCTO BRITISH GRAND PRIX

Qualifying

Classification



	<i>Rider</i>	<i>Nation</i>	<i>Team</i>	<i>Motorcycle</i>	<i>Time</i>	<i>Lap Total</i>	<i>Gap</i>	<i>Top Speed</i>
1	5 Romano FENATI	ITA	Marinelli Rivacold Snipers	HONDA	2'12.846	11 11		228.2
2	36 Joan MIR	SPA	Leopard Racing	HONDA	2'12.962	15 15	0.116 0.116	227.4
3	19 Gabriel RODRIGO	ARG	RBA BOE Racing Team	KTM	2'13.049	11 11	0.203 0.087	227.0
4	17 John MCPHEE	GBR	British Talent Team	HONDA	2'13.398	12 12	0.552 0.349	225.4
5	23 Niccolò ANTONELLI	ITA	Red Bull KTM Ajo	KTM	2'13.466	14 14	0.620 0.068	225.5
6	16 Andrea MIGNO	ITA	SKY Racing Team VR46	KTM	2'13.557	10 10	0.711 0.091	228.6
7	64 Bo BENDSNEYDER	NED	Red Bull KTM Ajo	KTM	2'13.578	13 13	0.732 0.021	222.9
8	8 Nicolo BULEGA	ITA	SKY Racing Team VR46	KTM	2'13.584	4 11	0.738 0.006	226.1
9	88 Jorge MARTIN	SPA	Del Conca Gresini Moto3	HONDA	2'13.590	4 11	0.744 0.006	222.0
10	58 Juanfran GUEVARA	SPA	RBA BOE Racing Team	KTM	2'13.705	10 10	0.859 0.115	228.3
11	27 Kaito TOBA	JPN	Honda Team Asia	HONDA	2'13.770	12 12	0.924 0.065	227.3
12	21 Fabio DI GIANNANTONIO	ITA	Del Conca Gresini Moto3	HONDA	2'13.841	11 11	0.995 0.071	226.6
13	11 Livio LOI	BEL	Leopard Racing	HONDA	2'13.919	4 13	1.073 0.078	228.5
14	65 Philipp OETTL	GER	Südmotall Schedl GP Racing	KTM	2'13.973	9 12	1.127 0.054	230.7
15	24 Tatsuki SUZUKI	JPN	SIC58 Squadra Corse	HONDA	2'13.982	10 10	1.136 0.009	225.5
16	33 Enea BASTIANINI	ITA	Estrella Galicia 0,0	HONDA	2'14.121	4 12	1.275 0.139	227.5
17	44 Aron CANET	SPA	Estrella Galicia 0,0	HONDA	2'14.203	13 14	1.357 0.082	225.4
18	95 Jules DANILO	FRA	Marinelli Rivacold Snipers	HONDA	2'14.207	12 12	1.361 0.004	226.2
19	71 Ayumu SASAKI	JPN	SIC Racing Team	HONDA	2'14.216	5 12	1.370 0.009	228.4
20	42 Marcos RAMIREZ	SPA	Platinum Bay Real Estate	KTM	2'14.234	5 15	1.388 0.018	226.4
21	48 Lorenzo DALLA PORTA	ITA	Aspar Mahindra Moto3	MAHINDRA	2'14.244	4 11	1.398 0.010	223.4
22	6 Maria HERRERA	SPA	AGR Team	KTM	2'14.413	12 12	1.567 0.169	227.0
23	41 Nakarín ATIRATPHUVAP	THA	Honda Team Asia	HONDA	2'14.547	9 12	1.701 0.134	225.5
24	12 Marco BEZZECCHI	ITA	CIP	MAHINDRA	2'14.561	12 12	1.715 0.014	223.2
25	7 Adam NORRODIN	MAL	SIC Racing Team	HONDA	2'14.687	12 12	1.841 0.126	227.8
26	14 Tony ARBOLINO	ITA	SIC58 Squadra Corse	HONDA	2'14.847	12 12	2.001 0.160	227.4
27	75 Albert ARENAS	SPA	Aspar Mahindra Moto3	MAHINDRA	2'14.932	4 10	2.086 0.085	223.0
28	15 Jaume MASIA	SPA	Platinum Bay Real Estate	KTM	2'14.957	5 13	2.111 0.025	226.6
29	96 Manuel PAGLIANI	ITA	CIP	MAHINDRA	2'15.732	3 13	2.886 0.775	222.2
30	47 Jake ARCHER	GBR	City Lifting/RS Racing	KTM	2'15.880	14 14	3.034 0.148	220.9
31	84 Jakub KORNFEIL	CZE	Peugeot MC Saxoprint	PEUGEOT	2'15.917	4 12	3.071 0.037	220.7
32	69 Tom BOOTH-AMOS	GBR	City Lifting/RS Racing	KTM	2'16.312	5 9	3.466 0.395	226.7
33	4 Patrik PULKKINEN	FIN	Peugeot MC Saxoprint	PEUGEOT	2'16.788	13 13	3.942 0.476	220.4

Practice condition: Dry

Air: 20°

Humidity: 67%

Ground: 27°

<i>Fastest Lap:</i>	Lap: 11	Romano FENATI	2'12.846	159.8 Km/h
<i>Circuit Record Lap:</i>	2014	Jakub KORNFEIL	2'13.664	158.9 Km/h
<i>Circuit Best Lap:</i>	2015	Jorge NAVARRO	2'12.440	160.3 Km/h

The results are provisional until the end of the limit for protest and appeals.

Time limit for protest expires 30' after publication of the results - Time:

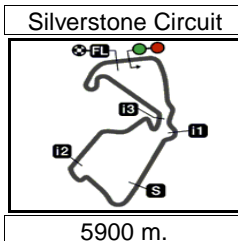
These data/results cannot be reproduced, stored and/or transmitted in whole or in part by any manner of electronic, mechanical, photocopying, recording, broadcasting or otherwise now known or herein after developed without the previous express consent by the copyright owner, except for reproduction in daily press and regular printed publications on sale to the public within 60 days of the event related to those data/results and always provided that copyright symbol appears together as follows below.

© DORNA, 2017

Official MotoGP Timing by TISSOT
www.motogp.com

Silverstone, Saturday, August 26, 2017





OCTO BRITISH GRAND PRIX

Qualifying

Top Speed & Average

21A



Rider	Nation	Motorcycle	Top 5 speeds					Average	Top
65 Philipp OETTL	GER	KTM	230.7	228.4	226.7	225.8	225.6	227.1	230.7
16 Andrea MIGNO	ITA	KTM	228.6	228.6	227.0	225.0	222.4	226.3	228.6
11 Livio LOI	BEL	HONDA	228.5	226.1	225.9	225.7	225.0	226.2	228.5
71 Ayumu SASAKI	JPN	HONDA	228.4	227.4	226.6	224.7	224.1	226.2	228.4
58 Juanfran GUEVARA	SPA	KTM	228.3	227.9	225.2	225.1	225.1	226.3	228.3
5 Romano FENATI	ITA	HONDA	228.2	224.9	221.8	218.5	218.0	222.3	228.2
7 Adam NORRODIN	MAL	HONDA	227.8	226.8	226.4	226.3	225.9	226.6	227.8
33 Enea BASTIANINI	ITA	HONDA	227.5	227.4	226.3	224.2	222.8	225.6	227.5
36 Joan MIR	SPA	HONDA	227.4	226.3	225.1	224.7	223.9	225.5	227.4
14 Tony ARBOLINO	ITA	HONDA	227.4	225.2	224.3	222.5	222.1	224.3	227.4
27 Kaito TOBA	JPN	HONDA	227.3	226.6	225.6	224.6	223.3	225.5	227.3
6 Maria HERRERA	SPA	KTM	227.0	226.7	224.8	224.6	224.5	225.5	227.0
19 Gabriel RODRIGO	ARG	KTM	227.0	226.6	224.7	224.0	223.1	225.1	227.0
69 Tom BOOTH-AMOS	GBR	KTM	226.7	220.3	220.0	219.8	218.8	221.1	226.7
21 Fabio DI GIANNANTONIO	ITA	HONDA	226.6	225.7	223.3	220.9	220.4	223.4	226.6
15 Jaume MASIA	SPA	KTM	226.6	224.2	224.1	223.9	219.2	223.6	226.6
42 Marcos RAMIREZ	SPA	KTM	226.4	225.6	224.1	222.8	221.4	224.1	226.4
95 Jules DANILO	FRA	HONDA	226.2	225.0	224.0	223.1	222.6	224.2	226.2
8 Nicolo BULEGA	ITA	KTM	226.1	225.7	224.0	223.9	223.1	224.6	226.1
23 Niccolò ANTONELLI	ITA	KTM	225.5	225.2	222.6	221.9	221.3	223.3	225.5
24 Tatsuki SUZUKI	JPN	HONDA	225.5	223.9	223.1	223.0	220.9	223.3	225.5
41 Nakarin ATIRATPHUVAPAT	THA	HONDA	225.5	225.1	225.0	223.9	222.5	224.4	225.5
17 John MCPHEE	GBR	HONDA	225.4	224.9	221.9	221.6	221.4	223.0	225.4
44 Aron CANET	SPA	HONDA	225.4	222.2	218.7	217.5	217.4	220.2	225.4
48 Lorenzo DALLA PORTA	ITA	MAHINDRA	223.4	223.1	221.5	221.4	221.1	222.1	223.4
12 Marco BEZZECCHI	ITA	MAHINDRA	223.2	218.5	216.3	215.6	215.3	217.8	223.2
75 Albert ARENAS	SPA	MAHINDRA	223.0	221.5	220.4	219.8	219.2	220.8	223.0
64 Bo BENDSNEYDER	NED	KTM	222.9	220.8	220.4	220.1	219.2	220.7	222.9
96 Manuel PAGLIANI	ITA	MAHINDRA	222.2	219.2	218.0	216.1	215.4	218.2	222.2
88 Jorge MARTIN	SPA	HONDA	222.0	222.0	221.0	220.4	220.1	221.1	222.0
47 Jake ARCHER	GBR	KTM	220.9	218.5	216.8	216.6	216.2	217.8	220.9
84 Jakub KORNFEIL	CZE	PEUGEOT	220.7	219.9	219.1	217.9	216.9	218.6	220.7
4 Patrik PULKKINEN	FIN	PEUGEOT	220.4	218.6	218.2	217.6	216.3	218.2	220.4

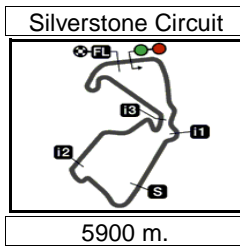
These data/results cannot be reproduced, stored and/or transmitted in whole or in part by any manner of electronic, mechanical, photocopying, recording, broadcasting or otherwise now known or herein after developed without the previous express consent by the copyright owner, except for reproduction in daily press and regular printed publications on sale to the public within 60 days of the event related to those data/results and always provided that copyright symbol appears together as follows below.

© DORNA, 2017

Official MotoGP Timing by TISSOT
www.motogp.com



Silverstone, Saturday, August 26, 2017



Results and timing service provided by TISSOT

Moto3™

OCTO BRITISH GRAND PRIX

Qualifying

Chronological Analysis of Performances

22A

* Lap / Sector time cancelled

T1 Time from finish line to 1st intermediate

T3 Time from 2nd intermed. to 3rd intermed.

P Crossing the finish line in pit lane

T2 Time from 1st intermed. to 2nd intermed.

T4 Time from 3rd intermediate to finish line

Lap	Lap Time	T1	T2	T3	T4	Speed	Lap	Lap Time	T1	T2	T3	T4	Speed
1st 5 Romano FENATI Marinelli Rivacold Sni ITA													
			Runs=3	Total laps=11	Full laps=6								
1	2'43.939	51.677	46.129	31.322	34.811	210.2	1	2'45.632	54.840	45.139	30.803	34.850	221.9
2	2'14.612	26.215	43.826	30.045	34.526	218.0	2	2'15.121	26.415	44.040	30.108	34.558	220.6
3	2'23.008	27.667	44.890	30.791	39.660	208.4	3	2'20.201	26.315	43.937	31.351	38.598	221.4
4	2'14.815	26.168	43.882	30.176	34.589	216.4	4	2'16.228 *	27.130	43.914*	30.688	34.496	218.8
5	<u>2'33.014</u> P	<u>27.792</u>	<u>45.100</u>	<u>37.709</u>	<u>42.413</u>	<u>213.3</u>	5	2'22.624	26.508	46.611	32.511	36.994	210.5
6	9'50.246	7'48.387	46.558	32.724	42.577	189.8	6	<u>2'26.144</u> P	<u>26.919</u>	<u>44.456</u>	<u>30.452</u>	<u>44.317</u>	<u>212.3</u>
7	2'15.510	27.140	44.181	30.045	34.144	224.9	7	7'31.584	5'38.096	44.454	31.088	37.946	220.4
8	2'14.231	<u>25.943</u>	43.747	30.249	34.292	<u>228.2</u>	8	2'16.976	26.336	44.263	30.982	35.395	217.6
9	<u>2'26.667</u> P	26.995	44.566	31.870	43.236	217.0	9	2'14.819	26.274	43.585	30.507	34.453	<u>225.4</u>
10	10'10.505	* 8'22.786	43.684*	29.781	34.254	218.5	10	<u>2'27.181</u> P	<u>28.820</u>	<u>44.891</u>	<u>31.332</u>	<u>42.138</u>	<u>224.9</u>
11	2'12.846	25.981	<u>43.314</u>	<u>29.548</u>	<u>34.003</u>	221.8	11	9'41.494	7'41.558	49.587	32.572	37.777	215.1
4th 17 John MCPHEE British Talent Team GBR													
			Runs=3	Total laps=12	Full laps=7								
12	2'13.398	<u>26.117</u>	<u>43.552</u>	<u>29.698</u>	<u>34.031</u>	221.6	12	<u>2'13.398</u>	<u>26.117</u>	<u>43.552</u>	<u>29.698</u>	<u>34.031</u>	221.6
2nd 36 Joan MIR Leopard Racing SPA													
			Runs=4	Total laps=15	Full laps=9								
1	2'58.399	1'07.845	45.086	30.652	34.816	222.0	1	3'01.064	1'09.310	45.774	30.848	35.132	221.3
2	2'14.774	26.334	43.856	30.042	34.542	223.0	2	2'16.388	27.002	44.525	30.283	34.578	220.8
3	2'17.790 *	26.153	45.279*	30.444	35.914	210.1	3	2'15.188	26.412	43.942	30.312	34.522	<u>225.5</u>
4	2'14.327	26.265	43.622	30.052	34.388	226.3	4	2'15.003	26.354	43.924	30.134	34.591	225.2
5	2'14.171	26.187	43.603	30.015	34.366	224.7	5	2'16.485 *	26.316	45.245*	30.359	34.565	209.1
6	2'21.441	32.404	43.882	30.239	34.916	225.1	6	2'15.223 *	26.547	44.048*	30.118	34.510	219.2
7	2'14.477 *	26.278	43.764*	30.105	34.330	221.5	7	2'14.784 *	26.373	43.692*	30.227	34.492	220.7
8	<u>2'23.829</u> P	26.12*	44.658*	31.255	41.793	219.6	8	<u>2'23.859</u> P	26.89*	44.193*	30.735	42.032	214.9
9	6'18.362	P 4'05.633	52.090	33.375	47.264	174.7	9	5'42.527	* 3'50.662	46.739*	30.411	34.715*	214.7
10	2'45.478	49.105	44.205	30.397	41.771	217.8	10	2'15.090	26.596	43.849	30.091	34.554	216.0
11	2'14.085 *	26.479	43.235	29.804	34.567*	223.9	11	2'14.815	26.456	43.937	29.955	34.467	216.6
12	2'14.272 *	26.242	43.468	29.900	34.662*	222.4	12	<u>2'21.492</u> P	26.44*	44.079*	30.814	40.156	215.1
13	<u>2'23.811</u> P	25.68*	45.467*	31.500	41.163	203.1	13	7'32.705	* 5'44.722	43.560*	30.091	34.332	221.9
14	4'06.312	* 2'16.356	44.171*	31.303	34.482	220.4	14	2'13.466	<u>26.210</u>	<u>43.260</u>	<u>29.867</u>	<u>34.129</u>	222.6
15	2'12.962	<u>26.130</u>	<u>43.171</u>	<u>29.758</u>	<u>33.903</u>	<u>227.4</u>							
3rd 19 Gabriel RODRIGO RBA BOE Racing Tea ARG													
			Runs=3	Total laps=11	Full laps=6								
1	2'59.612	1'09.681	44.527	30.732	34.672	<u>227.0</u>	1	2'59.323	1'08.344	45.304	30.805	34.870	219.7
2	2'13.642	26.249	43.670	29.709	34.014	223.1	2	2'15.853	26.818	44.061	30.475	34.499	227.0
3	2'14.068	26.248	43.924	29.876	34.020	222.0	3	2'15.129	26.540	43.796	30.274	34.519	225.0
4	<u>2'24.133</u> P	26.286	44.166	30.253	43.428	220.5	4	<u>2'25.854</u> P	26.659	48.173*	30.654	40.368	206.1
5	9'04.337	* 7'13.055	43.513*	30.659	37.110	220.5	5	11'33.038	P 9'34.853	45.293	31.757	41.135	215.9
6	2'13.832	26.296	43.548	29.798	34.190	224.0	6	2'49.016	* 53.747	49.189*	31.630	34.450	189.1
7	2'19.920 *	26.307	43.729*	35.638	34.246	220.6	7	2'15.053	26.405	44.162	30.118	34.368	218.8
8	2'14.139	26.106	43.745	29.853	34.435	224.7	8	<u>2'23.424</u> P	26.576	44.004	30.826	42.018	<u>228.6</u>
9	<u>2'25.057</u> P	26.905	44.334	30.590	43.228	218.4	9	10'04.991	8'14.324	45.089	31.233	34.345	222.4
10	10'51.764	9'00.196	44.662	31.690	35.216	220.4	10	2'13.557	<u>26.272</u>	<u>43.361</u>	<u>29.865</u>	<u>34.059</u>	228.6
11	2'13.049	<u>25.938</u>	<u>43.413</u>	<u>29.689</u>	<u>34.009</u>	226.6							
4th 16 Andrea MIGNO SKY Racing Team VR ITA													
			Runs=4	Total laps=10	Full laps=4								
1	2'59.612	1'09.681	44.527	30.732	34.672	<u>227.0</u>	1	2'59.323	1'08.344	45.304	30.805	34.870	219.7
2	2'13.642	26.249	43.670	29.709	34.014	223.1	2	2'15.853	26.818	44.061	30.475	34.499	227.0
3	2'14.068	26.248	43.924	29.876	34.020	222.0	3	2'15.129	26.540	43.796	30.274	34.519	225.0
4	<u>2'24.133</u> P	26.286	44.166	30.253	43.428	220.5	4	<u>2'25.854</u> P	26.659	48.173*	30.654	40.368	206.1
5	9'04.337	* 7'13.055	43.513*	30.659	37.110	220.5	5	11'33.038	P 9'34.853	45.293	31.757	41.135	215.9
6	2'13.832	26.296	43.548	29.798	34.190	224.0	6	2'49.016	* 53.747	49.189*	31.630	34.450	189.1
7	2'19.920 *	26.307	43.729*	35.638	34.246	220.6	7	2'15.053	26.405	44.162	30.118	34.368	218.8
8	2'14.139	26.106	43.745	29.853	34.435	224.7	8	<u>2'23.424</u> P	26.576	44.004	30.826	42.018	<u>228.6</u>
9	<u>2'25.057</u> P	26.905	44.334	30.590	43.228	218.4	9	10'04.991	8'14.324	45.089	31.233	34.345	222.4
10	10'51.764	9'00.196	44.662	31.690	35.216	220.4	10	2'13.557	<u>26.272</u>	<u>43.361</u>	<u>29.865</u>	<u>34.059</u>	228.6
11	2'13.049	<u>25.938</u>	<u>43.413</u>	<u>29.689</u>	<u>34.009</u>	226.6							

Fastest Lap: Romano FENATI Marinelli Rivacold Sni ITA **2'12.846** 25.981 43.314 29.548 34.003

These data/results cannot be reproduced, stored and/or transmitted in whole or in part by any manner of electronic, mechanical, photocopying, recording, broadcasting or otherwise now known or herein after developed without the previous express consent by the copyright owner, except for reproduction in daily press and regular printed publications on sale to the public within 60 days of the event related to those data/results and always provided that copyright symbol appears together as follows below.
© DORNA, 2017

Official MotoGP Timing by TISSOT
www.motogp.com

Silverstone, Saturday, August 26, 2017

Page 1 of 5



Qualifying

Moto3

Lap	Lap Time	T1	T2	T3	T4	Speed	Lap	Lap Time	T1	T2	T3	T4	Speed		
7th	64	Bo BENDSNEYDER Red Bull KTM Ajo NED						11th	27	Kaito TOBA Honda Team Asia JPN					
		Runs=3	Total laps=13	Full laps=8					Runs=3	Total laps=12	Full laps=7				
1	3'08.778	1'19.514	44.012	30.556	34.696	220.8	1	2'53.756	55.130	45.953	31.170	41.503	227.3		
2	2'14.628	26.418	43.918	29.967	34.325	219.2	2	2'16.733	27.097	44.308	30.461	34.867	226.6		
3	2'13.389 *	25.20*	43.784*	30.030	34.373	220.4	3	2'15.199 *	26.472	43.821*	30.293	34.613	225.6		
4	2'14.225	26.242	43.808	29.888	34.287	217.3	4	2'14.509	26.332	43.808	29.991	34.378	222.8		
5	2'14.358	26.215	43.651	29.960	34.532	218.7	5	2'15.233	26.209	44.052	30.501	34.471	223.3		
6	2'14.002	26.246	43.585	29.895	34.276	220.1	6	2'25.787	26.994	45.486	31.208	42.099	212.8		
7	2'13.885	25.986	43.584	29.936	34.379	218.4	7	2'14.627	26.209	43.749	30.258	34.411	222.4		
8	2'28.032 P	26.14*	45.020*	33.660	43.204	209.3	8	2'25.812 P	26.68*	44.289*	31.454	43.382	221.2		
9	6'13.430	3'59.148	54.660	36.769	42.853	169.9	9	6'06.742	3'59.343	51.179	35.313	40.907	173.8		
10	2'15.358	26.354	44.215	30.247	34.542	214.7	10	2'30.784 P	27.92*	48.918*	31.058	42.883	199.9		
11	2'22.613 P	25.22*	44.232*	30.916	42.242	213.5	11	10'59.225 *	8'59.941	49.510*	31.971	37.803	216.3		
12	9'10.574 *	7'23.108	43.236*	30.061	34.169	217.6	12	2'13.770	26.101	43.493	29.944	34.232	224.6		
13	2'13.578	26.203	43.350	29.884	34.141	222.9									
8th	8	Nicolo BULEGA SKY Racing Team VR ITA						12th	21	Fabio DI GIANNANT Del Conca Gresini Mo ITA					
		Runs=3	Total laps=11	Full laps=6					Runs=3	Total laps=11	Full laps=6				
1	3'04.238	1'12.932	45.788	30.956	34.562	205.6	1	2'55.501	1'04.950	44.689	31.032	34.830	216.4		
2	2'14.709	26.308	43.814	30.044	34.543	225.7	2	2'14.872	25.999	43.966	30.342	34.565	226.6		
3	2'15.520 *	26.80*	43.818	30.377	34.525	226.1	3	2'15.237	26.250	43.801	30.505	34.681	220.4		
4	2'13.584	26.188	43.368	29.784	34.244	223.9	4	2'14.412	26.075	43.683	30.008	34.646	220.1		
5	2'26.325 P	26.65*	44.647	30.433	44.588	222.4	5	2'14.967	26.033	43.832	30.150	34.952	219.0		
6	8'58.685	7'02.399	45.470	32.251	38.565	217.6	6	2'22.386 P	26.876	44.484*	31.236	39.790	213.7		
7	2'14.130	26.295	43.425	30.027	34.383	224.0	7	7'41.172	5'48.106	44.360	30.867	37.839	220.9		
8	2'18.574 *	26.964	46.243*	30.798	34.569	213.0	8	2'14.823	26.322	43.563	30.155	34.783	225.7		
9	2'26.534 P	26.457	43.532	30.468	46.077	223.1	9	2'19.795 P	26.141	44.017	30.247	39.390	216.9		
10	10'43.613	8'39.630	46.338	33.560	44.085	206.1	10	12'26.006	0'33.336	45.649	31.362	35.659	217.6		
11	2'16.328 *	26.571	44.207*	31.063	34.487*	218.9	11	2'13.841	26.013	43.672	29.861	34.295	223.3		
9th	88	Jorge MARTIN Del Conca Gresini Mo SPA						13th	11	Livio LOI Leopard Racing BEL					
		Runs=3	Total laps=11	Full laps=6					Runs=4	Total laps=13	Full laps=7				
1	2'52.458	52.929	47.463	31.077	40.989	199.2	1	2'52.883	53.110	45.999	32.705	41.069	214.6		
2	2'14.408	26.300	43.648	29.980	34.480	220.4	2	2'15.073	26.619	43.892	30.177	34.385	225.7		
3	2'22.022 *	26.407	49.105*	30.703	35.807	217.9	3	2'20.001	26.507	47.668	31.328	34.498	220.7		
4	2'13.590	26.064	43.663	29.742	34.121	221.0	4	2'13.919	26.276	43.594	29.915	34.134	226.1		
5	2'18.179	27.321	45.008	31.090	34.760	218.0	5	2'17.987 *	26.646	44.678*	30.821	35.842	218.8		
6	2'24.494 P	26.718	44.209	31.053	42.514	222.0	6	2'21.028 P	26.594	44.032	30.250	40.152	219.1		
7	7'34.966 *	5'46.014	41.440*	30.802	36.710	215.0	7	9'07.347	7'15.958	44.343	32.567	34.479	219.6		
8	2'17.948 *	26.339	46.325*	30.652	34.632	222.0	8	2'16.838 *	26.487	45.113*	30.740	34.498	225.9		
9	2'21.367 P	26.248	44.251	30.104	40.764	217.7	9	2'14.712	26.276	43.675	30.211	34.550	225.0		
10	11'57.693 *	9'58.046	50.043*	31.806	37.798	211.7	10	2'20.667 P	26.509	44.051	30.376	39.731	219.3		
11	2'13.618	26.274	43.449	29.666	34.229	220.1	11	5'33.798 P	3'37.220	44.536*	30.466	41.576	219.4		
							12	3'03.405	1'10.291	45.529	32.232	35.353	220.3		
							13	2'14.344 *	26.117	43.759	30.299	34.169*	228.5		
10th	58	Juanfran GUEVARA RBA BOE Racing Tea SPA						14th	65	Philipp OETTL Südmetall Schedl GP GER					
		Runs=3	Total laps=10	Full laps=5					Runs=3	Total laps=12	Full laps=7				
1	3'00.090	1'10.240	44.533	30.554	34.763	225.1	1	3'03.929	1'13.814	44.700	30.760	34.655	225.8		
2	2'14.211	26.416	43.567	29.987	34.241	227.9	2	2'15.302	26.360	44.212	30.351	34.379	225.6		
3	2'17.622	26.378	44.028	30.655	36.561	225.1	3	2'14.591	26.403	43.626	30.244	34.318	228.4		
4	2'21.462 P	26.362	43.785	30.230	41.085	224.6	4	2'14.979 *	26.261	43.661*	30.806	34.251	225.6		
5	9'01.659 *	7'08.960	44.185*	31.378	37.136	224.0	5	2'23.060 P	26.099	43.546	30.223	43.192	226.7		
6	2'16.915	26.715	44.120	30.068	36.012	219.1	6	7'25.098	5'32.859	46.666	30.772	34.801	202.2		
7	2'17.320 *	25.66*	43.778*	33.072	34.805	222.9	7	2'20.571	26.330	43.879	31.835	38.527	223.0		
8	2'22.508 P	26.545	44.128	30.215	41.620	228.3	8	2'21.058	26.587	49.196	30.804	34.471	223.1		
9	13'09.084	1'12.306	50.074	32.210	34.494	200.7									
10	2'13.705	26.151	43.446	29.984	34.124	225.2									

Fastest Lap: Romano FENATI Marinelli Rivacold Sni ITA **2'12.846** 25.981 43.314 29.548 34.003

These data/results cannot be reproduced, stored and/or transmitted in whole or in part by any manner of electronic, mechanical, photocopying, recording, broadcasting or otherwise now known or herein after developed without the previous express consent by the copyright owner, except for reproduction in daily press and regular printed publications on sale to the public within 60 days of the event related to those data/results and always provided that copyright symbol appears together as follows below.
© DORNA, 2017



Qualifying

Moto3

Lap	Lap Time	T1	T2	T3	T4	Speed	Lap	Lap Time	T1	T2	T3	T4	Speed
9	2'13.973	26.195	43.484	30.030	34.264	222.3	5	2'19.401	26.895	46.046	31.876	34.584	204.0
10	2'23.590 P	26.775	43.963	30.340	42.512	224.3	6	2'26.402 P	26.302	45.209	30.571	44.320	223.1
11	10'00.864	8'08.816	45.505	31.387	35.156	217.5	7	7'30.588	5'31.531	47.160	33.472	38.425	204.0
12	2'15.619	26.412	43.889	30.760	34.558	230.7	8	2'16.863	26.850	45.026	30.383	34.604	217.6
15th 24 Tatsuki SUZUKI SIC58 Squadra Corse JPN							19th 71 Ayumu SASAKI SIC Racing Team JPN						
Runs=3 Total laps=10 Full laps=5							Runs=3 Total laps=12 Full laps=7						
1	2'24.117	32.328	45.536	30.986	35.267	218.7	1	3'00.269	1'08.857	45.480	30.787	35.145	224.1
2	2'16.140	26.703	44.243	30.416	34.778	220.2	2	2'14.327	26.390	43.582	30.129	34.226	228.4
3	2'15.930	26.837	44.108	30.301	34.684	219.9	3	2'16.534	26.438	43.782	30.322	35.992	227.4
4	2'24.480 P	26.99*	44.560*	31.220	41.708	215.5	4	2'14.238	26.196	43.744	30.296	34.002	226.6
5	12'39.309 *	0'38.973	46.587*	32.368	41.381*	212.6	5	2'14.216	26.227	43.652	30.171	34.166	219.9
6	2'15.563	26.629	44.596	30.225	34.113	223.0	6	2'22.534 P	27.040	44.179	31.078	40.237	219.8
7	2'14.237	26.139	43.723	30.122	34.253	223.9	7	6'50.827	4'54.284	45.426	32.466	38.651	214.9
8	2'27.419 P	28.227	45.145	31.641	42.406	220.9	8	2'14.421	26.528	43.551	30.024	34.318	223.1
9	10'02.417	8'10.050	45.431	31.403	35.533	223.1	9	2'18.514	26.643	45.949	31.385	34.537	213.8
10	2'13.982	26.362	43.486	30.205	33.929	225.5	10	2'23.646 P	26.509	43.644	30.282	43.211	224.7
16th 33 Enea BASTIANINI Estrella Galicia 0,0 ITA							20th 42 Marcos RAMIREZ Platinum Bay Real Es SPA						
Runs=3 Total laps=12 Full laps=7							Runs=4 Total laps=15 Full laps=9						
1	3'01.564	1'11.240	44.856	30.664	34.804	224.2	1	2'58.549	1'08.026	45.049	30.726	34.748	224.1
2	2'15.326	26.662	43.967	30.168	34.529	222.7	2	2'14.666	26.469	43.715	30.122	34.360	225.6
3	2'14.509	26.341	43.782	29.958	34.428	222.8	3	2'16.927 *	26.51*	45.478	30.323	34.613	222.8
4	2'14.121	26.074	43.706	30.059	34.282	227.4	4	2'15.199	26.516	44.031	30.312	34.340	219.6
5	2'16.967	26.303	45.345	30.395	34.924	226.3	5	2'14.234	26.368	43.462	30.055	34.349	226.4
6	2'22.502 P	26.221	43.772	30.000	42.509	220.3	6	2'18.934 *	27.77*	45.863*	30.722	34.578*	218.0
7	14'24.167	2'34.220	44.397	30.546	35.004	221.5	7	2'14.826	26.355	43.804	30.312	34.355	218.0
8	2'20.045	26.336	45.217	31.168	37.324	203.6	8	2'23.962 P	25.82*	44.932	30.771	42.437	212.5
9	2'14.142	26.247	43.563	29.904	34.428	220.9	9	6'22.004 P	4'14.277	46.114*	33.068	48.545	208.6
10	2'27.775 P	28.606	45.498	30.752	42.919	214.4	10	2'43.325 *	49.033	43.589*	30.343	40.360	217.6
11	3'06.237	1'13.194	45.527	30.875	36.641	214.6	11	2'14.568	26.727	43.482	29.910	34.449	219.1
12	2'15.460	26.173	44.215	30.538	34.534	227.5	12	2'14.273	26.321	43.420	30.021	34.511	221.4
17th 44 Aron CANET Estrella Galicia 0,0 SPA							21st 48 Lorenzo DALLA PO Aspar Mahindra Moto ITA						
Runs=3 Total laps=14 Full laps=9							Runs=3 Total laps=11 Full laps=6						
1	2'22.269	31.331	44.896	30.711	35.331	216.6	1	3'04.064	1'13.026	45.404	31.014	34.620	217.1
2	2'16.857	26.801	44.389	30.463	35.204	217.5	2	2'14.946	26.322	43.777	30.367	34.480	223.4
3	2'26.818 P	26.846	44.324	30.738	44.910	216.5	3	2'14.953	26.304	44.107	30.260	34.282	221.1
4	4'54.178	3'02.141	45.691	31.126	35.220	212.4	4	2'14.244	26.226	43.686	30.122	34.210	223.1
5	2'18.411 *	27.78*	45.111	30.797	34.716	222.2	5	2'24.105 P	26.376	44.131	30.218	43.380	221.5
6	2'14.651	26.094	43.743	30.033	34.781	215.4	6	9'44.339	7'46.005	46.158	33.092	39.084	196.6
7	2'13.962	25.44*	43.216*	30.212	35.086*	216.0	7	2'17.124	26.905	44.734	30.601	34.884	213.6
8	2'15.278	26.470	43.985	30.014	34.809	216.9	8	2'15.514	26.340	44.023	30.308	34.843	218.4
9	2'24.470 P	26.508	44.117	30.650	43.195	214.5	9	2'24.291 P	26.915	44.783	31.319	41.274	215.4
10	8'04.415	6'13.600	45.143	30.706	34.966	214.2	10	10'02.480	7'58.502	46.445	33.572	43.961	206.0
11	2'14.999	26.578	43.895	29.961	34.565	216.2	11	2'15.692	26.583	44.231	30.309	34.569	221.4
12	2'14.306	26.205	43.545	29.908	34.648	218.7							
13	2'14.203	26.357	43.400	29.878	34.568	225.4							
14	2'14.794	26.212	43.702	30.046	34.834	217.4							
18th 95 Jules DANILO Marinelli Rivacold Sni FRA													
Runs=3 Total laps=12 Full laps=7													
1	2'53.765	53.644	46.553	31.466	42.102	216.8							
2	2'17.373 *	26.871	44.747*	31.090	34.665	221.5							
3	2'15.094	26.232	44.033	30.385	34.444	225.0							
4	2'15.215	26.505	43.899	30.218	34.593	222.6							

Fastest Lap: Romano FENATI Marinelli Rivacold Sni ITA **2'12.846** 25.981 43.314 29.548 34.003

These data/results cannot be reproduced, stored and/or transmitted in whole or in part by any manner of electronic, mechanical, photocopying, recording, broadcasting or otherwise now known or herein after developed without the previous express consent by the copyright owner, except for reproduction in daily press and regular printed publications on sale to the public within 60 days of the event related to those data/results and always provided that copyright symbol appears together as follows below.
© DORNA, 2017

Qualifying

Moto3

Lap	Lap Time	T1	T2	T3	T4	Speed	Lap	Lap Time	T1	T2	T3	T4	Speed
7	2'20.853	27.467	46.294	31.580	35.512	205.1	3	2'17.819	27.141	44.975	30.655	35.048	217.6
8	2'19.206	27.236	44.552	31.969	35.449	218.0	4	2'17.231	26.919	44.761	30.686	34.865	214.1
9	2'19.541	27.237	44.988	31.226	36.090	204.9	5	2'26.349 P	27.242	45.385	31.349	42.373	214.7
10	2'15.621 *	26.561	44.158*	30.328	34.574	215.4	6	8'44.526	6'48.345	48.750	31.941	35.490	208.6
11	2'28.011 P	28.644	44.894	31.045	43.428	219.2	7	2'19.153	26.969	44.867	30.490	36.827	213.0
12	3'04.441	1'00.537	46.360	33.580	43.964	207.3	8	2'17.710 *	26.861	44.808*	30.637	35.404	212.7
13	2'16.048 *	26.825	44.345*	30.428	34.450	222.2	9	2'17.334 *	26.837	44.612*	30.863	35.022	213.2
30th 47 Jake ARCHER City Lifting/RS Racing GBR							10	2'16.295 *	26.475	44.323*	30.362	35.135	214.8
Runs=4 Total laps=14 Full laps=7							11	2'21.347 P	26.547	43.902*	30.325	40.573	218.6
1	2'50.606	48.415	53.342	31.222	37.627	190.3	12	5'43.250	3'47.670	45.299	34.431	35.850	216.3
2	2'17.243 *	26.899	44.786*	30.588	34.970	216.8	13	2'16.788	26.757	44.509	30.863	34.659	213.8
3	2'16.580	26.793	44.542	30.342	34.903	220.9							
4	2'16.193	26.633	44.520	30.394	34.646	215.0							
5	2'21.898 P	26.467	44.234	30.426	40.771	218.5							
6	4'56.792	3'04.212	46.626	30.817	35.137	207.2							
7	2'16.226	26.631	44.512	30.276	34.807	214.6							
8	2'16.372	26.734	44.489	30.268	34.881	213.3							
9	2'16.508	26.749	44.442	30.394	34.923	213.8							
10	2'23.850 P	27.231	44.690	30.809	41.120	212.5							
11	2'41.336	50.795	44.773	30.619	35.149	216.6							
12	2'23.206 P	26.730	44.713	30.518	41.245	216.2							
13	6'43.379	4'50.041	47.554	30.744	35.040	196.3							
14	2'15.880	26.701	44.072	30.212	34.895	215.5							

31st 84 Jakub KORNFEIL Peugeot MC Saxoprin CZE						
Runs=3 Total laps=12 Full laps=7						
1	3'06.190	1'15.117	45.361	30.762	34.950	216.9
2	2'16.740 *	26.855	44.268*	30.545	35.072	219.1
3	2'16.403	26.830	44.408	30.565	34.600	216.9
4	2'15.917	26.628	44.355	30.366	34.568	219.9
5	2'16.008	26.605	44.289	30.354	34.760	215.9
6	2'25.303 P	26.799	45.413	31.091	42.000	210.3
7	6'31.278 *	4'33.179	48.231*	33.466	36.402*	201.7
8	2'20.071	26.975	44.738	31.813	36.545	214.0
9	2'17.704	27.018	45.209	30.806	34.671	220.7
10	2'23.739 P	26.381*	44.681*	30.425	42.248	217.9
11	10'13.102	8'15.855	45.807	34.826	36.614	207.6
12	2'16.006	26.836	44.137	30.324	34.709	214.5

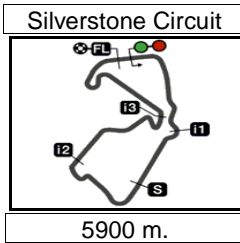
32nd 69 Tom BOOTH-AMOS City Lifting/RS Racing GBR						
Runs=3 Total laps=9 Full laps=4						
1	2'24.187	32.574	45.421	31.019	35.173	220.0
2	2'16.461	26.982	44.237	30.327	34.915	220.3
3	2'23.475 P	26.746	44.032	30.367	42.330	219.8
4	21'42.808	9'41.270	51.796	32.279	37.463	201.0
5	2'16.312	26.847	44.218	30.270	34.977	214.7
6	2'20.466 *	26.873	45.739*	31.849	36.005	213.6
7	2'27.072 P	28.561	45.328	31.029	42.154	218.8
8	3'05.221 *	55.650	49.664*	36.494	43.413	216.0
9	2'58.568	27.244	58.699	41.368	51.257	226.7

33rd 4 Patrik PULKKINEN Peugeot MC Saxoprin FIN						
Runs=3 Total laps=13 Full laps=8						
1	3'03.130	1'10.622	45.766	31.338	35.404	218.2
2	2'17.618	26.958	44.741	30.746	35.173	220.4

Fastest Lap: Romano FENATI Marinelli Rivacold Sni ITA **2'12.846** 25.981 43.314 29.548 34.003

These data/results cannot be reproduced, stored and/or transmitted in whole or in part by any manner of electronic, mechanical, photocopying, recording, broadcasting or otherwise now known or herein after developed without the previous express consent by the copyright owner, except for reproduction in daily press and regular printed publications on sale to the public within 60 days of the event related to those data/results and always provided that copyright symbol appears together as follows below.
© DORNA, 2017





OCTO BRITISH GRAND PRIX
Provisional Starting Grid

Race : 17 laps = 100.3 km

23



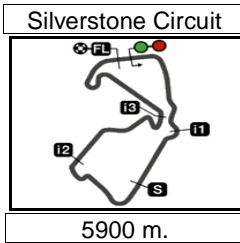
1	1 2'12.846 5 Romano FENATI Honda	2 2'12.962 36 Joan MIR Honda	3 2'13.049 19 Gabriel RODRIGO KTM
2	4 2'13.398 17 John MCPHEE Honda	5 2'13.466 23 Niccolò ANTONELLI KTM	6 2'13.557 16 Andrea MIGNO KTM
3	7 2'13.578 64 Bo BENDSNEYDER KTM	8 2'13.584 8 Nicolo BULEGA KTM	9 2'13.590 88 Jorge MARTIN Honda
4	10 2'13.705 58 Juanfran GUEVARA KTM	11 2'13.770 27 Kaito TOBA Honda	12 2'13.841 21 Fabio DI GIANNANTONIO Honda
5	13 2'13.919 11 Livio LOI Honda	14 2'13.973 65 Philipp OETTL KTM	15 2'13.982 24 Tatsuki SUZUKI Honda
6	16 2'14.121 33 Enea BASTIANINI Honda	17 2'14.203 44 Aron CANET Honda	18 2'14.207 95 Jules DANILO Honda
7	19 2'14.216 71 Ayumu SASAKI Honda	20 2'14.234 42 Marcos RAMIREZ KTM	21 2'14.244 48 Lorenzo DALLA PORTA Mahindra
8	22 2'14.413 6 Maria HERRERA KTM	23 2'14.547 41 Nakarin ATIRATPHUVAPAT Honda	24 2'14.561 12 Marco BEZZECCHI Mahindra

The results are provisional until the end of the limit for protest and appeals and until the ratification of the Event Management Committee.

Time limit for protest expires 60' at the latest after publication of the results - Mr. Time:

These data/results cannot be reproduced, stored and/or transmitted in whole or in part by any manner of electronic, mechanical, photocopying, recording, broadcasting or otherwise now known or herein after developed without the previous express consent by the copyright owner, except for reproduction in daily press and regular printed publications on sale to the public within 60 days of the event related to those data/results and always provided that copyright symbol appears together as follows below.

© DORNA, 2017



OCTO BRITISH GRAND PRIX
Provisional Starting Grid

Race : 17 laps = 100.3 km

23

9	25 2'14.687 7 Adam NORRODIN Honda	26 2'14.847 14 Tony ARBOLINO Honda	27 2'14.932 75 Albert ARENAS Mahindra
10	28 2'14.957 15 Jaume MASIA KTM	29 2'15.732 96 Manuel PAGLIANI Mahindra	30 2'15.880 47 Jake ARCHER KTM
11	31 2'15.917 84 Jakub KORNFEIL Peugeot	32 2'16.312 69 Tom BOOTH-AMOS KTM	33 2'16.788 4 Patrik PULKKINEN Peugeot

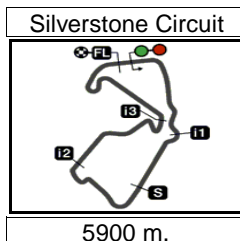
The results are provisional until the end of the limit for protest and appeals and until the ratification of the Event Management Committee.

Time limit for protest expires 60' at the latest after publication of the results - Mr. Time:

These data/results cannot be reproduced, stored and/or transmitted in whole or in part by any manner of electronic, mechanical, photocopying, recording, broadcasting or otherwise now known or herein after developed without the previous express consent by the copyright owner, except for reproduction in daily press and regular printed publications on sale to the public within 60 days of the event related to those data/results and always provided that copyright symbol appears together as follows below.

© DORNA, 2017





Results and timing service provided by TISSOT

Moto3™

OCTO BRITISH GRAND PRIX

After the Qualifying

Event Best Maximum Speed



Rider	Nation Team	Motorcycle	Km/h	
65 Philipp OETTL	GER Südmetall Schedl GP Racing	KTM	230.7	Qualifying
17 John MCPHEE	GBR British Talent Team	HONDA	229.1	Free Practice Nr. 2
5 Romano FENATI	ITA Marinelli Rivacold Snipers	HONDA	228.8	Free Practice Nr. 2
36 Joan MIR	SPA Leopard Racing	HONDA	228.8	Free Practice Nr. 2
16 Andrea MIGNO	ITA SKY Racing Team VR46	KTM	228.6	Qualifying
11 Livio LOI	BEL Leopard Racing	HONDA	228.5	Qualifying
71 Ayumu SASAKI	JPN SIC Racing Team	HONDA	228.4	Qualifying
58 Juanfran GUEVARA	SPA RBA BOE Racing Team	KTM	228.3	Qualifying
15 Jaume MASIA	SPA Platinum Bay Real Estate	KTM	228.2	Free Practice Nr. 2
7 Adam NORRODIN	MAL SIC Racing Team	HONDA	228.0	Free Practice Nr. 1
8 Nicolo BULEGA	ITA SKY Racing Team VR46	KTM	227.9	Free Practice Nr. 1
19 Gabriel RODRIGO	ARG RBA BOE Racing Team	KTM	227.6	Free Practice Nr. 1
33 Enea BASTIANINI	ITA Estrella Galicia 0,0	HONDA	227.5	Qualifying
14 Tony ARBOLINO	ITA SIC58 Squadra Corse	HONDA	227.4	Qualifying
27 Kaito TOBA	JPN Honda Team Asia	HONDA	227.3	Qualifying
6 Maria HERRERA	SPA AGR Team	KTM	227.0	Qualifying
69 Tom BOOTH-AMOS	GBR City Lifting/RS Racing	KTM	226.7	Qualifying
21 Fabio DI GIANNANTONIO	ITA Del Conca Gresini Moto3	HONDA	226.6	Qualifying
24 Tatsuki SUZUKI	JPN SIC58 Squadra Corse	HONDA	226.5	Free Practice Nr. 1
23 Niccolò ANTONELLI	ITA Red Bull KTM Ajo	KTM	226.4	Free Practice Nr. 2
42 Marcos RAMIREZ	SPA Platinum Bay Real Estate	KTM	226.4	Qualifying
95 Jules DANILO	FRA Marinelli Rivacold Snipers	HONDA	226.2	Qualifying
88 Jorge MARTIN	SPA Del Conca Gresini Moto3	HONDA	226.1	Free Practice Nr. 1
64 Bo BENDSNEYDER	NED Red Bull KTM Ajo	KTM	226.0	Free Practice Nr. 1
41 Nakarin ATIRATPHUVAPAT	THA Honda Team Asia	HONDA	225.5	Qualifying
44 Aron CANET	SPA Estrella Galicia 0,0	HONDA	225.4	Qualifying
47 Jake ARCHER	GBR City Lifting/RS Racing	KTM	223.8	Free Practice Nr. 2
48 Lorenzo DALLA PORTA	ITA Aspar Mahindra Moto3	MAHINDRA	223.4	Qualifying
12 Marco BEZZECCHI	ITA CIP	MAHINDRA	223.2	Qualifying
75 Albert ARENAS	SPA Aspar Mahindra Moto3	MAHINDRA	223.0	Qualifying
96 Manuel PAGLIANI	ITA CIP	MAHINDRA	222.2	Qualifying
84 Jakub KORNFEIL	CZE Peugeot MC Saxoprint	PEUGEOT	221.4	Free Practice Nr. 1
4 Patrik PULKKINEN	FIN Peugeot MC Saxoprint	PEUGEOT	220.4	Qualifying

These data/results cannot be reproduced, stored and/or transmitted in whole or in part by any manner of electronic, mechanical, photocopying, recording, broadcasting or otherwise now known or herein after developed without the previous express consent by the copyright owner, except for reproduction in daily press and regular printed publications on sale to the public within 60 days of the event related to those data/results and always provided that copyright symbol appears together as follows below.

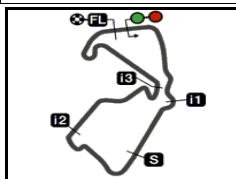
© DORNA, 2017

Official MotoGP Timing by TISSOT
www.motogp.com

Silverstone, Saturday, August 26, 2017



Silverstone Circuit



5900 m.

Results and timing service provided by TISSOT

Moto3™

OCTO BRITISH GRAND PRIX

Qualifying

Best Partial Times

IT Ideal Lap Time, sum of the best partial times

BT Best Lap Time

T1		T2		T3		T4				IT	BT	
Pos	Rider	Time	Rider	Time	Rider	Time	Rider	Time	Pos	Rider	IT	BT
1	G.RODRIGO	25.938	J.MIR	43.171	R.FENATI	29.548	J.MIR	33.903	1	R.FENATI	2'12.808	2'12.846 (1)
2	R.FENATI	25.943	N.ANTONELLI	43.260	J.MARTIN	29.666	T.SUZUKI	33.929	2	J.MIR	2'12.962	2'12.962 (2)
3	B.BENDSNEYDE	25.986	R.FENATI	43.314	G.RODRIGO	29.689	A.SASAKI	34.002	3	G.RODRIGO	2'13.049	2'13.049 (3)
4	F.DI GIANNANTO	25.999	B.BENDSNEYDE	43.350	J.MCPHEE	29.698	R.FENATI	34.003	4	J.MARTIN	2'13.300	2'13.590 (9)
5	A.NORRODIN	26.038	A.MIGNO	43.361	J.MIR	29.758	G.RODRIGO	34.009	5	B.BENDSNEYDE	2'13.361	2'13.578 (7)
6	J.MARTIN	26.064	N.BULEGA	43.368	N.BULEGA	29.784	J.MCPHEE	34.031	6	J.MCPHEE	2'13.398	2'13.398 (4)
7	E.BASTIANINI	26.074	A.CANET	43.400	F.DI GIANNANTO	29.861	M.HERRERA	34.044	7	N.ANTONELLI	2'13.466	2'13.466 (5)
8	A.CANET	26.094	G.RODRIGO	43.413	A.MIGNO	29.865	A.MIGNO	34.059	8	A.MIGNO	2'13.557	2'13.557 (6)
9	P.OETTL	26.099	M.RAMIREZ	43.420	N.ANTONELLI	29.867	J.MARTIN	34.121	9	N.BULEGA	2'13.584	2'13.584 (8)
10	K.TOBA	26.101	J.GUEVARA	43.446	A.CANET	29.878	J.GUEVARA	34.124	10	T.SUZUKI	2'13.676	2'13.982 (15)
11	L.LOI	26.117	J.MARTIN	43.449	B.BENDSNEYDE	29.884	N.ANTONELLI	34.129	11	J.GUEVARA	2'13.705	2'13.705 (10)
12	J.MCPHEE	26.117	P.OETTL	43.484	E.BASTIANINI	29.904	L.LOI	34.134	12	F.DI GIANNANTO	2'13.718	2'13.841 (12)
13	J.MIR	26.130	T.SUZUKI	43.486	M.RAMIREZ	29.910	T.ARBOLINO	34.141	13	L.LOI	2'13.760	2'13.919 (13)
14	T.SUZUKI	26.139	K.TOBA	43.493	L.LOI	29.915	B.BENDSNEYDE	34.141	14	K.TOBA	2'13.770	2'13.770 (11)
15	J.GUEVARA	26.151	J.DANILO	43.497	K.TOBA	29.944	L.DALLA PORTA	34.210	15	A.SASAKI	2'13.773	2'14.216 (19)
16	N.ATIRATPHUVA	26.158	A.SASAKI	43.551	J.GUEVARA	29.984	A.NORRODIN	34.211	16	E.BASTIANINI	2'13.823	2'14.121 (16)
17	N.BULEGA	26.188	J.MCPHEE	43.552	J.DANILO	30.007	K.TOBA	34.232	17	P.OETTL	2'13.864	2'13.973 (14)
18	A.SASAKI	26.196	F.DI GIANNANTO	43.563	A.SASAKI	30.024	N.BULEGA	34.244	18	A.CANET	2'13.937	2'14.203 (17)
19	M.BEZZECCHI	26.205	E.BASTIANINI	43.563	P.OETTL	30.030	P.OETTL	34.251	19	M.RAMIREZ	2'13.991	2'14.234 (20)
20	N.ANTONELLI	26.210	M.BEZZECCHI	43.570	J.MASIA	30.043	E.BASTIANINI	34.282	20	J.DANILO	2'14.037	2'14.207 (18)
21	L.DALLA PORTA	26.226	L.LOI	43.594	N.ATIRATPHUVA	30.100	F.DI GIANNANTO	34.295	21	A.NORRODIN	2'14.046	2'14.687 (25)
22	J.DANILO	26.232	A.NORRODIN	43.596	A.ARENAS	30.102	J.DANILO	34.301	22	L.DALLA PORTA	2'14.244	2'14.244 (21)
23	A.ARENAS	26.245	N.ATIRATPHUVA	43.596	T.SUZUKI	30.122	J.MASIA	34.325	23	M.HERRERA	2'14.259	2'14.413 (22)
24	T.ARBOLINO	26.267	M.HERRERA	43.649	L.DALLA PORTA	30.122	M.RAMIREZ	34.340	24	N.ATIRATPHUVA	2'14.283	2'14.547 (23)

These data/results cannot be reproduced, stored and/or transmitted in whole or in part by any manner of electronic, mechanical, photocopying, recording, broadcasting or otherwise now known or herein after developed without the previous express consent by the copyright owner, except for reproduction in daily press and regular printed publications on sale to the public within 60 days of the event related to those data/results and always provided that copyright symbol appears together as follows below.

© DORNA, 2017

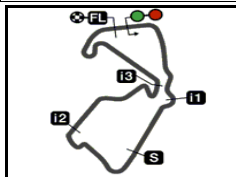
Official MotoGP Timing by TISSOT

www.motogp.com

motoE™



Silverstone Circuit



5900 m.

Results and timing service provided by TISSOT

Moto3™

OCTO BRITISH GRAND PRIX

Qualifying

Best Partial Times

IT Ideal Lap Time, sum of the best partial times*BT* Best Lap Time

<i>T1</i>		<i>T2</i>		<i>T3</i>		<i>T4</i>						
<i>Pos</i>	<i>Rider</i>	<i>Time</i>	<i>Rider</i>	<i>Time</i>	<i>Rider</i>	<i>Time</i>	<i>Rider</i>	<i>Time</i>	<i>Pos</i>	<i>Rider</i>	<i>IT</i>	<i>BT</i>
25	A.MIGNO	26.272	L.DALLA PORTA	43.686	M.HERRERA	30.185	N.ATIRATPHUVA	34.429	25	J.MASIA	2'14.452	2'14.957 (28)
26	M.RAMIREZ	26.321	J.MASIA	43.760	A.NORRODIN	30.201	M.PAGLIANI	34.450	26	T.ARBOLINO	2'14.465	2'14.847 (26)
27	J.MASIA	26.324	T.ARBOLINO	43.817	J.ARCHER	30.212	A.ARENAS	34.477	27	M.BEZZECCHI	2'14.553	2'14.561 (24)
28	M.HERRERA	26.381	A.ARENAS	43.859	M.BEZZECCHI	30.228	M.BEZZECCHI	34.550	28	A.ARENAS	2'14.683	2'14.932 (27)
29	M.PAGLIANI	26.457	T.BOOTH-AMOS	44.032	T.ARBOLINO	30.240	A.CANET	34.565	29	M.PAGLIANI	2'15.352	2'15.732 (29)
30	J.ARCHER	26.467	J.ARCHER	44.072	T.BOOTH-AMOS	30.270	J.KORNFEIL	34.568	30	J.ARCHER	2'15.397	2'15.880 (30)
31	P.PULKKINEN	26.475	J.KORNFEIL	44.137	M.PAGLIANI	30.270	J.ARCHER	34.646	31	J.KORNFEIL	2'15.634	2'15.917 (31)
32	J.KORNFEIL	26.605	M.PAGLIANI	44.175	J.KORNFEIL	30.324	P.PULKKINEN	34.659	32	T.BOOTH-AMO	2'15.963	2'16.312 (32)
33	T.BOOTH-AMOS	26.746	P.PULKKINEN	44.509	P.PULKKINEN	30.325	T.BOOTH-AMOS	34.915	33	P.PULKKINEN	2'15.968	2'16.788 (33)

These data/results cannot be reproduced, stored and/or transmitted in whole or in part by any manner of electronic, mechanical, photocopying, recording, broadcasting or otherwise now known or herein after developed without the previous express consent by the copyright owner, except for reproduction in daily press and regular printed publications on sale to the public within 60 days of the event related to those data/results and always provided that copyright symbol appears together as follows below.

© DORNA, 2017


Official MotoGP Timing by TISSOT

www.motogp.com

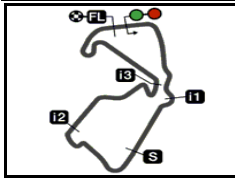
motoE3™



Silverstone Circuit

Results and timing service provided by 

Moto3™




5900 m.

OCTO BRITISH GRAND PRIX

Qualifying

Fastest Laps Sequence

<i>Practice Time</i>	 <i>Rider</i>	<i>Nation</i>	<i>Motorcycle</i>	<i>Time</i>	<i>Km/h</i>	<i>Rider's Lap</i>
4'39.126	44 Aron CANET	SPA	HONDA	2'16.857	155.1	2
4'40.257	24 Tatsuki SUZUKI	JPN	HONDA	2'16.140	156.0	2
4'58.551	5 Romano FENATI	ITA	HONDA	2'14.612	157.7	2
5'06.866	88 Jorge MARTIN	SPA	HONDA	2'14.408	158.0	2
5'13.254	19 Gabriel RODRIGO	ARG	KTM	2'13.642	158.9	2
9'42.478	88 Jorge MARTIN	SPA	HONDA	2'13.590	158.9	4
9'48.051	8 Nicolo BULEGA	ITA	KTM	2'13.584	159.0	4
40'51.402	17 John MCPHEE	GBR	HONDA	2'13.398	159.2	12
41'13.553	19 Gabriel RODRIGO	ARG	KTM	2'13.049	159.6	11
41'14.490	36 Joan MIR	SPA	HONDA	2'12.962	159.7	15
41'19.393	5 Romano FENATI	ITA	HONDA	2'12.846	159.8	11

These data/results cannot be reproduced, stored and/or transmitted in whole or in part by any manner of electronic, mechanical, photocopying, recording, broadcasting or otherwise now known or herein after developed without the previous express consent by the copyright owner, except for reproduction in daily press and regular printed publications on sale to the public within 60 days of the event related to those data/results and always provided that copyright symbol appears together as follows below.

© DORNA, 2017

Official MotoGP Timing by TISSOT
www.motogp.com

Silverstone, Saturday, August 26, 2017

moto3

