


4423 m.

GRAN PREMIO RED BULL DE ESPAÑA

Qualifying
Classification

		Rider	Nation	Team	Motorcycle	Time	Lap Total	Gap	Top Speed
1	88	Jorge MARTIN	SPA	Del Conca Gresini Moto3	HONDA	1'46.004	7 13		215.3
2	44	Aron CANET	SPA	Estrella Galicia 0,0	HONDA	1'46.441	15 15	0.437 0.437	215.3
3	5	Romano FENATI	ITA	Marinelli Rivacold Snipers	HONDA	1'46.518	11 13	0.514 0.077	211.2
4	8	Nicolo BULEGA	ITA	SKY Racing Team VR46	KTM	1'46.655	7 12	0.651 0.137	213.6
5	42	Marcos RAMIREZ	SPA	Platinum Bay Real Estate	KTM	1'46.700	7 13	0.696 0.045	212.4
6	23	Niccolò ANTONELLI	ITA	Red Bull KTM Ajo	KTM	1'46.757	8 14	0.753 0.057	216.3
7	24	Tatsuki SUZUKI	JPN	SIC58 Squadra Corse	HONDA	1'46.788	6 10	0.784 0.031	215.1
8	16	Andrea MIGNO	ITA	SKY Racing Team VR46	KTM	1'46.835	8 13	0.831 0.047	218.2
9	36	Joan MIR	SPA	Leopard Racing	HONDA	1'46.838	7 13	0.834 0.003	217.0
10	40	Darryn BINDER	RSA	Platinum Bay Real Estate	KTM	1'46.860	3 13	0.856 0.022	215.4
11	21	Fabio DI GIANNANTONIO	ITA	Del Conca Gresini Moto3	HONDA	1'46.866	9 14	0.862 0.006	214.1
12	58	Juanfran GUEVARA	SPA	RBA BOE Racing Team	KTM	1'46.952	12 16	0.948 0.086	212.7
13	75	Albert ARENAS	SPA	Mahindra Northgate Aspar	MAHINDRA	1'46.966	13 13	0.962 0.014	213.1
14	33	Enea BASTIANINI	ITA	Estrella Galicia 0,0	HONDA	1'47.000	12 13	0.996 0.034	213.3
15	71	Ayumu SASAKI	JPN	SIC Racing Team	HONDA	1'47.061	11 12	1.057 0.061	215.9
16	19	Gabriel RODRIGO	ARG	RBA BOE Racing Team	KTM	1'47.090	7 13	1.086 0.029	214.3
17	48	Lorenzo DALLA PORTA	ITA	Mahindra Northgate Aspar	MAHINDRA	1'47.195	11 11	1.191 0.105	214.2
18	11	Livio LOI	BEL	Leopard Racing	HONDA	1'47.308	13 13	1.304 0.113	214.4
19	7	Adam NORRODIN	MAL	SIC Racing Team	HONDA	1'47.329	8 13	1.325 0.021	214.9
20	63	Vicente PEREZ	SPA	Reale Avintia Academy	KTM	1'47.385	4 12	1.381 0.056	216.6
21	84	Jakub KORNFEIL	CZE	Peugeot MC Saxoprint	PEUGEOT	1'47.386	12 14	1.382 0.001	213.2
22	65	Philipp OETTL	GER	Südmittel Schedl GP Racing	KTM	1'47.394	8 13	1.390 0.008	209.0
23	6	Maria HERRERA	SPA	AGR Team	KTM	1'47.436	15 15	1.432 0.042	217.0
24	64	Bo BENDSNEYDER	NED	Red Bull KTM Ajo	KTM	1'47.501	12 14	1.497 0.065	209.0
25	95	Jules DANILO	FRA	Marinelli Rivacold Snipers	HONDA	1'47.506	11 13	1.502 0.005	213.5
26	17	John MCPHEE	GBR	British Talent Team	HONDA	1'47.634	8 13	1.630 0.128	211.0
27	12	Marco BEZZECCHI	ITA	CIP	MAHINDRA	1'47.661	11 12	1.657 0.027	211.7
28	27	Kaito TOBA	JPN	Honda Team Asia	HONDA	1'47.714	14 15	1.710 0.053	215.0
29	14	Tony ARBOLINO	ITA	SIC58 Squadra Corse	HONDA	1'47.742	12 13	1.738 0.028	213.4
30	96	Manuel PAGLIANI	ITA	CIP	MAHINDRA	1'47.760	9 17	1.756 0.018	211.8
31	41	Nakarin ATIRATPHUVAP	THA	Honda Team Asia	HONDA	1'48.545	15 16	2.541 0.785	213.2
32	31	Raul FERNANDEZ	SPA	Mahindra MRW Aspar Team	MAHINDRA	1'48.555	8 13	2.551 0.010	211.9
33	4	Patrik PULKKINEN	FIN	Peugeot MC Saxoprint	PEUGEOT	1'49.274	16 16	3.270 0.719	212.0

Practice condition: Dry

Air: 25°

Humidity: 42%

Ground: 40°

Fastest Lap:	Lap: 7	Jorge MARTIN	1'46.004	150.2 Km/h
Circuit Record Lap:	2015	Brad BINDER	1'46.723	149.1 Km/h
Circuit Best Lap:	2017	Jorge MARTIN	1'46.004	150.2 Km/h

The results are provisional until the end of the limit for protest and appeals.

Time limit for protest expires 30' after publication of the results - Time:

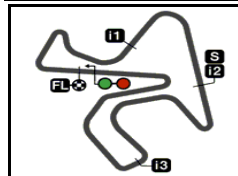
These data/results cannot be reproduced, stored and/or transmitted in whole or in part by any manner of electronic, mechanical, photocopying, recording, broadcasting or otherwise now known or herein after developed without the previous express consent by the copyright owner, except for reproduction in daily press and regular printed publications on sale to the public within 60 days of the event related to those data/results and always provided that copyright symbol appears together as follows below.

© DORNA, 2017

Official MotoGP Timing by TISSOT
www.motogp.com

Jerez de la Frontera, Saturday, May 06, 2017





4423 m.

GRAN PREMIO RED BULL DE ESPAÑA

Qualifying

Top Speed & Average

21A



Rider	Nation	Motorcycle	Top 5 speeds					Average	Top
16 Andrea MIGNO	ITA	KTM	218.2	214.7	213.3	213.0	212.6	214.4	218.2
6 Maria HERRERA	SPA	KTM	217.0	216.3	216.0	214.4	213.8	215.2	217.0
36 Joan MIR	SPA	HONDA	217.0	216.3	215.3	213.6	213.2	215.1	217.0
63 Vicente PEREZ	SPA	KTM	216.6	212.3	211.9	210.6	207.2	211.7	216.6
23 Niccolò ANTONELLI	ITA	KTM	216.3	215.3	214.9	213.8	213.5	214.8	216.3
71 Ayumu SASAKI	JPN	HONDA	215.9	214.0	213.1	212.0	211.6	213.3	215.9
40 Darryn BINDER	RSA	KTM	215.4	214.3	212.2	211.7	211.1	212.6	215.4
44 Aron CANET	SPA	HONDA	215.3	215.1	212.7	211.5	210.3	213.0	215.3
88 Jorge MARTIN	SPA	HONDA	215.3	213.9	212.5	210.9	209.3	212.4	215.3
24 Tatsuki SUZUKI	JPN	HONDA	215.1	213.1	212.7	212.5	211.6	213.0	215.1
27 Kaito TOBA	JPN	HONDA	215.0	214.3	213.7	212.9	212.5	213.5	215.0
7 Adam NORRODIN	MAL	HONDA	214.9	214.8	214.8	214.0	213.5	214.4	214.9
11 Livio LOI	BEL	HONDA	214.4	214.1	212.0	211.9	211.7	212.8	214.4
19 Gabriel RODRIGO	ARG	KTM	214.3	212.7	211.6	211.6	211.5	212.3	214.3
48 Lorenzo DALLA PORTA	ITA	MAHINDRA	214.2	213.4	212.2	211.0	210.8	212.1	214.2
21 Fabio DI GIANNANTONIO	ITA	HONDA	214.1	211.2	210.8	209.4	209.1	210.9	214.1
8 Nicolo BULEGA	ITA	KTM	213.6	213.0	212.6	212.0	211.8	212.6	213.6
95 Jules DANILO	FRA	HONDA	213.5	213.2	212.9	211.3	210.3	212.2	213.5
14 Tony ARBOLINO	ITA	HONDA	213.4	212.4	211.6	211.5	211.4	212.1	213.4
33 Enea BASTIANINI	ITA	HONDA	213.3	213.0	212.8	212.3	212.1	212.7	213.3
41 Nakin ATIRATPHUVAPAT	THA	HONDA	213.2	210.4	209.4	209.3	209.2	210.3	213.2
84 Jakub KORNFEL	CZE	PEUGEOT	213.2	211.8	211.5	210.4	210.3	211.4	213.2
75 Albert ARENAS	SPA	MAHINDRA	213.1	212.1	211.8	209.9	209.3	211.2	213.1
58 Juanfran GUEVARA	SPA	KTM	212.7	212.1	211.0	210.4	210.1	211.1	212.7
42 Marcos RAMIREZ	SPA	KTM	212.4	212.4	212.0	211.6	210.4	211.8	212.4
4 Patrik PULKKINEN	FIN	PEUGEOT	212.0	211.2	209.8	208.0	207.2	209.6	212.0
31 Raul FERNANDEZ	SPA	MAHINDRA	211.9	208.4	208.1	207.9	207.4	208.7	211.9
96 Manuel PAGLIANI	ITA	MAHINDRA	211.8	211.5	209.9	209.4	209.3	210.4	211.8
12 Marco BEZZECCHI	ITA	MAHINDRA	211.7	210.0	209.6	209.0	208.8	209.8	211.7
5 Romano FENATI	ITA	HONDA	211.2	210.4	208.9	208.7	208.7	209.6	211.2
17 John MCPHEE	GBR	HONDA	211.0	210.4	210.3	210.1	210.1	210.4	211.0
64 Bo BENDSNEYDER	NED	KTM	209.0	208.8	208.8	208.8	208.5	208.8	209.0
65 Philipp OETTL	GER	KTM	209.0	208.5	207.7	207.0	206.5	207.7	209.0

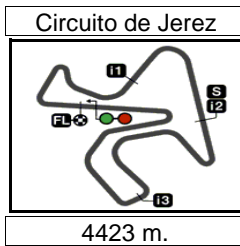
These data/results cannot be reproduced, stored and/or transmitted in whole or in part by any manner of electronic, mechanical, photocopying, recording, broadcasting or otherwise now known or herein after developed without the previous express consent by the copyright owner, except for reproduction in daily press and regular printed publications on sale to the public within 60 days of the event related to those data/results and always provided that copyright symbol appears together as follows below.

© DORNA, 2017

Official MotoGP Timing by TISSOT
www.motogp.com



Jerez de la Frontera, Saturday, May 06, 2017



Results and timing service provided by TISSOT

Moto3™

GRAN PREMIO RED BULL DE ESPAÑA

Qualifying

Chronological Analysis of Performances

22A

* Lap / Sector time cancelled T1 Time from finish line to 1st intermediate T3 Time from 2nd intermed. to 3rd intermed.
P Crossing the finish line in pit lane T2 Time from 1st intermed. to 2nd intermed. T4 Time from 3rd intermediate to finish line

Lap	Lap Time	T1	T2	T3	T4	Speed	Lap	Lap Time	T1	T2	T3	T4	Speed		
1st	88	Jorge MARTIN Del Conca Gresini Mo SPA						11	1'46.518	26.237	16.255	31.038	32.988	207.7	
		Runs=3 Total laps=13 Full laps=8						12	1'46.610	26.120	16.280	31.071	33.139	207.8	
1	4'05.570	2'38.314	16.935	33.966	36.355	207.3	13	1'46.840	26.346	16.289	31.056	33.149	208.9		
2	1'47.519 *	26.455	16.479	31.258	33.327*	208.4	4th 8 Nicolo BULEGA SKY Racing Team VR ITA								
3	1'47.495	26.491	16.336	31.313	33.355	209.3			Runs=3 Total laps=12 Full laps=7						
4	6'22.917 P	32.301	17.407	32.859	5'00.350	193.4	1	4'23.937	3'00.758	17.155	32.241	33.783	204.8		
5	1'52.987	31.543	16.823	31.325	33.296	207.6	2	1'48.257	26.426	16.154	31.864	33.813	213.6		
6	1'54.052	26.334	20.541	33.119	34.058	114.4	3	1'49.381	26.538	16.221	32.931	33.691	213.0		
7	1'46.004	26.126	16.073	30.806	32.999	212.5	4	7'42.698 P	26.443	16.316	32.065	6'27.874	211.1		
8	1'46.647	26.209	16.114	31.057	33.267	215.3	5	2'09.552	41.189	20.186	34.672	33.505	111.6		
9	12'01.026 P	28.749	17.212	34.652	10'40.413	187.5	6	1'47.600	26.277	16.212	31.160	33.951	209.8		
10	1'57.824	32.214	16.593	35.460	33.557	207.8	7	1'46.655	26.177	16.172	31.191	33.115	212.0		
11	1'51.157 *	26.41 *	16.392	33.737	34.617	209.0	8	1'47.243	26.324	16.183	31.434	33.302	210.1		
12	1'47.345	26.462	16.273	31.217	33.393	210.9	9	11'11.396 P	26.482	16.563	34.082	9'54.269	187.4		
13	1'47.658	26.504	16.260	31.385	33.509	213.9	10	2'48.028	1'16.815	17.075	33.345	40.793	205.5		
							11	1'46.833	26.293	16.139	31.167	33.234	212.6		
							12	1'46.801	26.200	16.153	31.186	33.262	211.8		
2nd	44	Aron CANET Estrella Galicia 0,0 SPA						5th 42 Marcos RAMIREZ Platinum Bay Real Es SPA							
		Runs=5 Total laps=15 Full laps=8								Runs=3 Total laps=13 Full laps=8					
1	1'58.454	36.546	16.820	31.655	33.433	205.1	1	2'56.437	1'33.683	16.851	31.917	33.986	205.8		
2	1'50.331	26.451	16.863	33.089	33.928	204.5	2	1'48.356	26.488	16.463	31.665	33.740	207.3		
3	1'47.693	26.478	16.455	31.399	33.361	207.2	3	1'48.188	26.421	16.454	31.539	33.774	207.3		
4	1'53.741	27.951	16.521	33.342	35.927	205.9	4	1'48.225	26.439	16.524	31.570	33.692	207.9		
5	1'47.349	26.396	16.151	31.341	33.461	215.3	5	6'38.485 P	27.101	16.695	32.117	5'22.572	206.1		
6	6'16.766 P	26.568	16.602	31.538	5'02.058	204.1	6	1'51.401	30.185	16.339	31.377	33.500	210.4		
7	2'28.473 P	47.264	18.559	33.726	48.924	144.7	7	1'46.700	26.120	16.281	30.978	33.321	209.7		
8	2'04.986	39.900	18.810	32.192	34.084	202.5	8	1'47.197 *	26.121	16.337	31.207	33.532*	211.6		
9	1'46.659	26.230	16.099	31.160	33.170	215.1	9	13'07.058 P	26.296	16.319	31.409	1'53.034	209.8		
10	1'47.095	26.342	16.354	31.220	33.179	210.3	10	2'13.367	51.873	16.560	31.403	33.531	208.5		
11	8'21.902 P	26.642	16.520	31.690	7'07.050	207.9	11	1'46.860	26.189	16.239	31.219	33.213	212.4		
12	2'38.926 P	1'02.206	17.478	31.913	47.329	205.5	12	1'47.238	26.104	16.242	31.209	33.683	212.0		
13	2'28.013	59.390	17.563	34.870	36.190	189.6	13	1'47.690	26.426	16.435	31.207	33.622	212.4		
14	1'47.456	26.120	16.190	31.434	33.712	212.7									
15	1'46.441	26.166	16.207	31.030	33.038	211.5									
3rd	5	Romano FENATI Marinelli Rivacold Sni ITA						6th 23 Niccolò ANTONELL Red Bull KTM Ajo ITA							
		Runs=3 Total laps=13 Full laps=8								Runs=3 Total laps=14 Full laps=9					
1	4'19.287	2'54.704	17.183	31.642	35.758	206.0	1	3'36.480	2'13.388	16.901	32.164	34.027	204.3		
2	1'47.112	26.409	16.261	31.248	33.194	208.7	2	1'48.265 *	26.479	16.534	31.567	33.685*	207.7		
3	1'46.815	26.288	16.238	31.172	33.117	208.3	3	1'47.907	26.373	16.458	31.530	33.546	208.4		
4	1'46.695	26.189	16.226	31.086	33.194	208.7	4	1'49.727	27.192	16.850	31.870	33.815	201.6		
5	6'58.336 P	26.317	16.513	33.253	5'42.253	201.7	5	1'48.484	26.432	16.570	31.711	33.771	208.4		
6	2'08.960	46.612	17.301	31.676	33.371	205.0	6	7'09.720 P	27.564	16.833	32.056	5'53.267	206.4		
7	1'47.384	26.384	16.226	31.495	33.279	211.2	7	2'07.446	41.847	18.800	32.222	34.577	205.1		
8	1'47.014	26.289	16.292	31.221	33.212	210.4	8	1'46.757	26.173	16.092	31.325	33.167	216.3		
9	11'09.393 P	26.685	16.598	31.857	9'54.253	208.2	9	1'47.172	26.216	16.248	31.539	33.169	214.9		
10	2'12.917	51.455	16.761	31.307	33.394	204.8									

Fastest Lap: Jorge MARTIN Del Conca Gresini Mo SPA **1'46.004** 26.126 16.073 30.806 32.999

These data/results cannot be reproduced, stored and/or transmitted in whole or in part by any manner of electronic, mechanical, photocopying, recording, broadcasting or otherwise now known or herein after developed without the previous express consent by the copyright owner, except for reproduction in daily press and regular printed publications on sale to the public within 60 days of the event related to those data/results and always provided that copyright symbol appears together as follows below.
© DORNA, 2017



Qualifying

Moto3

Lap	Lap Time	T1	T2	T3	T4	Speed	Lap	Lap Time	T1	T2	T3	T4	Speed
10	9'24.562	P 26.586	16.543	31.822	8'09.611	203.6	3	1'46.860	26.323	16.276	31.081	33.180	211.7
11	2'17.187	54.432	16.839	32.128	33.788	207.8	4	1'47.400	26.316	16.367	31.243	33.474	211.1
12	1'47.396	26.207	16.252	31.282	33.655	213.5	5	9'45.167	P 26.438	16.649	32.186	8'29.894	206.5
13	1'47.956	26.253	16.211	31.910	33.582	215.3	6	2'01.595	* 37.896	16.662	31.978	35.059*	210.1
14	1'47.837	26.454	16.595	31.449	33.339	213.8	7	1'48.974	27.258	16.446	31.745	33.525	215.4
7th 24 Tatsuki SUZUKI SIC58 Squadra Corse JPN							8th 16 Andrea MIGNO SKY Racing Team VR ITA						
Runs=3 Total laps=11 Full laps=5							Runs=4 Total laps=13 Full laps=7						
1	4'21.778	2'52.200	21.098	32.755	35.725	194.3	1	3'30.901	2'08.360	16.685	32.085	33.771	205.9
2	1'49.827	26.349	16.241	33.466	33.771	215.1	2	1'48.644	26.468	16.464	32.054	33.658	208.6
3	1'48.083	26.376	16.468	31.517	33.722	209.9	3	1'47.571	26.402	16.360	31.364	33.445	209.1
4	8'24.437	P 26.852	16.621	32.423	7'08.541	207.6	4	1'50.435	26.410	16.375	33.191	34.459	209.4
5	2'18.545	52.554	20.229	32.086	33.676	203.4	5	1'47.516	26.414	16.415	31.354	33.333	209.0
6	1'46.788	26.118	16.193	31.079	33.398	212.7	6	7'17.189	P 27.043	16.675	32.013	6'01.458	208.4
7	13'06.300	P 26.240	16.242	31.776	1'52.042	212.5	7	2'04.010	41.171	17.284	31.736	33.819	201.0
8	2'09.226	* 46.297	17.186	31.800	33.943*	205.2	8	1'46.941	* 26.401	16.235	31.122	33.183*	211.2
9	1'47.383	* 26.279	16.312	31.249	33.543*	210.8	9	1'46.866	26.252	16.219	31.165	33.230	210.8
10	1'47.947	26.447	16.234	31.555	33.711	213.1	10	9'44.926	P 26.365	16.746	33.059	8'28.756	201.1
unfinished	26.408	16.376				211.6	11	1'57.354	32.322	16.586	34.995	33.451	208.8
9th 36 Joan MIR Leopard Racing SPA							12th 58 Juanfran GUEVARA RBA BOE Racing Tea SPA						
Runs=3 Total laps=13 Full laps=8							Runs=4 Total laps=16 Full laps=9						
1	4'21.521	* 2'57.193	17.634	31.962	34.732*	206.4	1	3'20.071	1'39.149	17.080	34.495	49.347	210.1
2	1'47.650	26.778	16.089	31.465	33.318	216.3	2	1'48.378	26.920	16.473	31.495	33.490	209.4
3	1'47.162	26.315	16.156	31.346	33.345	215.3	3	1'47.875	26.462	16.273	31.387	33.753	212.7
4	1'47.260	26.312	16.376	31.260	33.312	210.7	4	1'47.607	26.516	16.463	31.280	33.348	210.1
5	6'40.272	P 27.143	16.954	32.938	5'23.237	194.6	5	4'20.708	P 26.870	17.080	32.988	3'03.770	187.1
6	2'18.425	56.419	16.930	31.515	33.561	210.4	6	1'57.236	34.006	17.182	32.244	33.804	204.0
7	1'46.838	26.236	16.236	31.139	33.227	213.2	7	1'47.791	26.544	16.415	31.335	33.497	209.9
8	1'47.176	26.397	16.233	31.202	33.344	212.9	8	1'47.417	26.398	16.445	31.203	33.371	208.4
9	11'17.720	P 31.777	16.574	31.715	9'57.654	211.5	9	1'48.055	26.409	16.478	31.597	33.571	209.2
10	2'11.754	50.282	16.692	31.614	33.166	210.2	10	5'16.150	P 29.142	16.747	39.058	3'51.203	205.4
11	1'46.625	* 26.121	16.012	31.026	33.466*	217.0	11	1'55.575	33.537	16.521	31.890	33.627	209.5
12	1'46.858	26.101	16.161	31.275	33.321	213.6	12	1'46.952	26.245	16.271	31.185	33.251	209.7
13	1'48.805	26.347	16.395	31.918	34.145	209.8	13	5'58.215	P 26.458	16.568	31.824	4'43.365	206.6
10th 40 Darryn BINDER Platinum Bay Real Es RSA							13th 75 Albert ARENAS Mahindra Northgate A SPA						
Runs=3 Total laps=13 Full laps=8							Runs=3 Total laps=13 Full laps=8						
1	4'19.375	2'53.934	18.455	31.771	35.215	205.7	1	3'48.983	2'09.394	19.661	45.960	33.968	97.9
2	1'47.226	26.485	16.334	31.195	33.212	211.1	2	1'47.674	26.479	16.373	31.471	33.351	209.9
Fastest Lap: Jorge MARTIN Del Conca Gresini Mo SPA 1'46.004 26.126 16.073 30.806 32.999													

These data/results cannot be reproduced, stored and/or transmitted in whole or in part by any manner of electronic, mechanical, photocopying, recording, broadcasting or otherwise now known or herein after developed without the previous express consent by the copyright owner, except for reproduction in daily press and regular printed publications on sale to the public within 60 days of the event related to those data/results and always provided that copyright symbol appears together as follows below.
© DORNA, 2017

Qualifying

Moto3

Lap	Lap Time	T1	T2	T3	T4	Speed	Lap	Lap Time	T1	T2	T3	T4	Speed	
7	1'47.536	26.642	16.359	31.344	33.191	209.3	17th 48 Lorenzo DALLA PO Mahindra Northgate A ITA Runs=3 Total laps=11 Full laps=6	1	3'50.831	2'10.157	19.101	44.271	37.302	134.7
8	1'47.050	<u>26.265</u>	16.330	31.352	<u>33.103</u>	<u>213.1</u>		2	1'48.289	26.591	16.388	31.590	33.720	212.2
9	8'51.102 P	26.583	16.747	31.722	7'36.050	201.1		3	1'48.513	26.495	16.311	31.664	34.043	<u>214.2</u>
10	2'24.298	1'02.514	16.978	31.543	33.263	200.7		4	1'50.501	28.928	16.510	31.516	33.547	210.8
11	2'13.357	27.820	20.623	44.385	40.529	136.4		5	9'14.872 P	26.557	16.513	31.666	8'00.136	210.8
12	1'47.392	26.310	16.613	31.235	33.234	205.9		6	1'52.420	31.120	16.389	31.421	33.490	211.0
13	1'46.966	26.406	<u>16.179</u>	<u>31.128</u>	33.253	211.8		7	1'47.570 *	<u>26.351</u>	16.434	31.377	33.408*	209.6
14th 33 Enea BASTIANINI Estrella Galicia 0,0 ITA Runs=3 Total laps=13 Full laps=8								8	12'08.391 P	28.304	17.044	32.712	0'50.331	204.2
1	4'21.305 *	2'53.841	19.132	32.881	35.451*	194.0		9	2'48.323	1'03.721	18.644	41.474	44.484	195.3
2	1'48.055	26.584	16.419	31.690	33.362	210.6		10	1'47.764	26.397	16.466	31.310	33.591	207.4
3	1'47.624	26.487	16.345	31.448	33.344	212.8		11	<u>1'47.195</u>	26.481	<u>16.293</u>	<u>31.152</u>	<u>33.269</u>	213.4
4	1'47.469	26.402	16.318	31.385	33.364	211.9		18th 11 Livio LOI Leopard Racing BEL Runs=3 Total laps=13 Full laps=8						
5	8'47.331 P	26.519	16.543	32.168	7'32.101	204.1		1	4'22.044	2'57.078	17.756	32.421	34.789	208.0
6	1'58.446	34.583	16.449	31.813	35.601	212.0	2	1'49.240	26.622	16.544	32.043	34.031	207.9	
7	1'49.589	26.403	16.321	33.261	33.604	213.0	3	1'48.846	26.655	16.527	31.947	33.717	211.7	
8	1'50.989	28.356	16.612	32.200	33.821	208.7	4	1'49.842	26.672	16.545	32.906	33.719	209.9	
9	8'55.147 P	26.565	16.531	32.936	7'39.115	208.9	5	6'30.661 P	26.597	16.575	31.897	5'15.592	211.2	
10	2'17.538	54.034	16.833	32.758	33.913	203.0	6	2'23.549	1'00.799	16.872	31.971	33.907	209.3	
11	1'47.892	26.305	16.335	31.541	33.711	<u>213.3</u>	7	1'48.234	26.494	16.343	31.544	33.853	212.0	
12	<u>1'47.000</u>	26.312	16.347	<u>31.176</u>	<u>33.165</u>	212.3	8	1'49.793	26.518	16.511	31.811	34.953	209.5	
13	1'47.074	<u>26.230</u>	<u>16.315</u>	31.242	33.287	212.1	9	11'02.960 P	26.856	16.614	32.205	9'47.285	211.1	
15th 71 Ayumu SASAKI SIC Racing Team JPN Runs=4 Total laps=12 Full laps=6							10	1'57.601	32.378	16.435	35.268	33.520	211.6	
1	4'05.523	2'35.675	18.132	34.943	36.773	198.3	11	1'48.092	26.439	16.330	31.647	33.676	211.9	
2	1'48.005	26.583	16.470	31.511	33.441	212.0	12	1'47.883	26.386	16.288	31.510	33.699	<u>214.4</u>	
3	1'47.412	26.342	16.368	<u>31.269</u>	33.433	211.6	13	<u>1'47.308</u>	<u>26.280</u>	<u>16.231</u>	<u>31.345</u>	<u>33.452</u>	214.1	
4	10'40.643 P	27.032	16.716	32.081	9'24.814	206.6	19th 7 Adam NORRODIN SIC Racing Team MAL Runs=3 Total laps=13 Full laps=8							
5	2'07.950	43.036	18.166	32.457	34.291	191.9	1	3'49.567	2'15.974	22.783	36.627	34.183	128.1	
6	1'50.533	26.241	<u>16.185</u>	31.876	36.231	214.0	2	1'48.324	26.658	16.297	31.634	33.735	212.9	
7	1'52.720	27.504	17.270	32.493	35.453	203.2	3	1'52.564	27.615	16.350	32.329	36.270	214.0	
8	9'09.578 P	27.318	16.813	32.219	7'53.228	207.3	4	1'49.613	26.832	16.376	32.277	34.128	<u>214.9</u>	
9	2'19.976 P	39.859	20.059	33.006	47.052	201.5	5	6'20.009 P	27.059	16.540	32.798	5'03.612	211.6	
10	1'50.343	29.164	16.429	31.348	33.402	209.8	6	2'08.437	42.035	18.380	33.896	34.126	140.4	
11	<u>1'47.061</u>	<u>26.206</u>	16.199	31.362	<u>33.294</u>	<u>215.9</u>	7	1'47.672	26.525	16.238	<u>31.393</u>	33.516	212.9	
12	1'50.502	26.248	16.431	32.726	35.097	213.1	8	<u>1'47.329</u>	<u>26.322</u>	16.320	31.469	<u>33.218</u>	214.8	
16th 19 Gabriel RODRIGO RBA BOE Racing Tea ARG Runs=4 Total laps=13 Full laps=6							9	12'02.376 P	26.674	17.150	36.026	0'42.526	183.7	
1	3'19.325	1'38.411	16.865	34.947	49.102	200.8	10	2'00.276	34.785	17.607	34.020	33.864	184.1	
2	1'48.648	26.801	16.533	31.673	33.641	209.5	11	1'47.780	26.493	16.264	31.533	33.490	213.5	
3	1'48.459	26.633	16.454	31.648	33.724	209.7	12	1'47.849	26.491	16.306	31.732	33.320	213.2	
4	1'47.725	26.566	16.372	31.500	33.287	<u>214.3</u>	13	1'47.726	26.430	<u>16.213</u>	31.551	33.532	214.8	
5	4'23.572 P	26.806	16.697	32.313	3'07.756	205.1	20th 63 Vicente PEREZ Reale Avintia Academ SPA Runs=4 Total laps=13 Full laps=5							
6	1'54.885	31.950	16.662	32.335	33.938	208.8	1	3'20.357	1'39.203	16.998	34.212	49.944	206.1	
7	<u>1'47.090</u>	26.457	16.292	<u>31.071</u>	<u>33.270</u>	211.6	2	1'48.780	26.903	16.489	31.731	33.657	210.6	
8	1'49.176	28.193	16.357	31.300	33.326	211.5	3	1'47.745	26.676	16.279	<u>31.478</u>	33.312	211.9	
9	7'00.221 P	<u>26.333</u>	<u>16.260</u>	1'26.161	4'51.467	212.7	4	<u>1'47.385</u>	<u>26.343</u>	<u>16.241</u>	31.536	<u>33.265</u>	<u>216.6</u>	
10	1'55.841	33.652	16.624	31.921	33.644	208.3	5	7'24.185 P	26.844	16.532	54.053	5'46.756	206.8	
11	1'48.024 *	26.501	16.414	31.459	33.650*	209.4	6	2'02.983	38.327	17.329	32.380	34.947	203.6	
12	5'54.224 P	28.116	16.736	31.988	4'37.384	207.2	7	2'07.094 P	27.411	16.717	32.191	50.775	205.9	
13	1'58.241	36.141	16.435	32.179	33.486	211.6	8	1'55.606 *	33.157	16.548	31.817	34.084*	212.3	

Fastest Lap: Jorge MARTIN Del Conca Gresini Mo SPA **1'46.004** 26.126 16.073 30.806 32.999

These data/results cannot be reproduced, stored and/or transmitted in whole or in part by any manner of electronic, mechanical, photocopying, recording, broadcasting or otherwise now known or herein after developed without the previous express consent by the copyright owner, except for reproduction in daily press and regular printed publications on sale to the public within 60 days of the event related to those data/results and always provided that copyright symbol appears together as follows below.
© DORNA, 2017



Qualifying

Moto3

Lap	Lap Time	T1	T2	T3	T4	Speed	Lap	Lap Time	T1	T2	T3	T4	Speed	
9	8'46.841	P	27.081	17.181	32.390	7'30.189	207.2	24th 64	Bo BENDSNEYDER	Red Bull KTM Ajo	NED	Runs=3	Total laps=14	Full laps=9
10	1'59.378		36.418	16.733	32.194	34.033	206.8							
11	1'49.682		26.902	16.604	32.175	34.001	206.9							
12	1'50.106		27.082	16.906	32.072	34.046	204.5							
	PIT		26.993	16.685	32.200		207.1							
21st 84	Jakub KORNFEL	Peugeot MC Saxoprin	CZE	Runs=3	Total laps=14	Full laps=9								
1	3'20.351		1'40.456	16.931	33.763	49.201	209.9							
2	1'48.720		26.994	16.522	31.607	33.597	211.5							
3	1'47.608		26.536	16.301	31.377	33.394	208.6							
4	1'48.397		26.373	16.428	31.873	33.723	208.2							
5	8'51.795	P	26.468	16.444	32.181	7'36.702	208.1							
6	2'02.540		33.151	16.633	33.827	38.929	204.9							
7	1'50.477		26.569	16.405	33.960	33.543	207.0							
8	1'47.758		26.484	16.290	31.564	33.420	210.2							
9	1'47.732		26.485	16.346	31.417	33.484	211.8							
10	8'28.229	P	26.424	16.446	31.637	7'13.722	210.3							
11	2'12.975		51.301	16.761	31.571	33.342	208.3							
12	1'47.386		26.367	16.251	31.292	33.476	210.4							
13	1'47.626		26.355	16.254	31.487	33.530	213.2							
14	1'47.908		26.437	16.414	31.436	33.621	209.2							
22nd 65	Philipp OETTL	Südmittel Schedl GP	GER	Runs=3	Total laps=13	Full laps=8								
1	3'17.544		1'54.010	16.702	31.759	35.073	205.7							
2	1'48.832	*	26.984	16.651	31.565	33.632	206.1							
3	1'48.559	*	26.62*	16.617	31.665	33.649	206.5							
4	1'48.601		26.674	16.675	31.672	33.580	206.2							
5	6'57.333	P	27.868	17.046	32.172	5'40.247	205.1							
6	2'07.534		41.885	17.937	33.524	34.188	160.3							
7	1'47.481		26.329	16.327	31.317	33.508	207.7							
8	1'47.394		26.329	16.431	31.353	33.281	209.0							
9	1'49.147		27.009	16.828	31.823	33.487	200.4							
10	1'47.572		26.446	16.502	31.245	33.379	208.5							
11	1'47.733		26.431	16.483	31.368	33.451	207.0							
12	6'17.990	P	27.352	16.867	32.184	5'01.587	198.7							
13	1'51.065		29.813	16.666	31.286	33.300	206.1							
23rd 6	Maria HERRERA	AGR Team	SPA	Runs=3	Total laps=15	Full laps=10								
1	3'49.738		2'18.102	19.655	37.410	34.571	204.1							
2	1'48.938		26.769	16.329	32.095	33.745	213.3							
3	1'50.413		27.395	16.318	32.102	34.598	214.4							
4	1'48.535		26.870	16.486	31.491	33.688	210.5							
5	1'49.788		26.811	16.475	32.108	34.394	212.1							
6	6'33.589	P	27.031	16.708	34.249	5'15.601	208.6							
7	2'00.473		32.148	19.434	34.187	34.704	145.8							
8	1'47.606		26.426	16.098	31.601	33.481	216.3							
9	1'47.701		26.354	16.225	31.537	33.585	216.0							
10	1'48.688		26.386	16.211	32.230	33.861	217.0							
11	8'06.533	P	26.686	16.451	31.779	6'51.617	211.7							
12	2'12.646		49.337	16.788	32.894	33.627	207.5							
13	1'50.579		26.492	16.273	33.433	34.381	213.6							
14	1'47.504		26.340	16.162	31.443	33.559	213.8							
15	1'47.436		26.394	16.252	31.265	33.525	213.8							
25th 95	Jules DANILO	Marinelli Rivacold Sni	FRA	Runs=3	Total laps=13	Full laps=8								
1	3'50.387		2'19.138	18.512	37.056	35.681	201.7							
2	1'47.989	*	26.411	16.260	31.762	33.556*	212.9							
3	1'51.139		26.594	16.424	32.032	36.089	209.8							
4	1'50.656		26.651	16.466	33.693	33.846	211.3							
5	1'48.376		26.561	16.446	31.716	33.653	208.4							
6	5'18.986	P	27.088	16.866	32.462	4'02.570	207.9							
7	2'20.045		57.564	17.316	31.711	33.454	204.4							
8	1'47.662		26.414	16.296	31.439	33.513	213.2							
9	12'57.571	P	26.685	17.059	32.119	1'41.708	208.8							
10	2'13.412		51.756	16.629	31.802	33.225	208.6							
11	1'47.506		26.337	16.303	31.484	33.382	210.2							
12	1'48.117		26.429	16.374	31.679	33.635	210.3							
13	1'47.797		26.451	16.325	31.584	33.437	213.5							
26th 17	John MCPHEE	British Talent Team	GBR	Runs=4	Total laps=13	Full laps=7								
1	4'20.490		2'53.288	19.254	32.419	35.529	201.0							
2	1'48.119		26.535	16.422	31.662	33.500	210.3							
3	1'47.755		26.378	16.408	31.425	33.544	210.4							
4	1'47.900		26.430	16.420	31.448	33.602	211.0							
5	6'26.562	P	26.529	16.769	32.435	5'10.829	194.1							
6	7'17.583	P	35.859	17.307	32.267	5'52.150	203.6							
7	1'52.808		30.555	16.671	31.745	33.837	210.1							
8	1'47.634		26.389	16.460	31.408	33.377	209.7							
9	5'19.813	P	26.644	16.510	32.695	4'03.964	208.4							
10	2'06.041		36.263	18.824	32.354	38.600	194.7							
11	1'55.650		26.567	16.357	37.776	34.950	210.1							
12	1'47.977		26.555	16.450	31.557	33.415	208.8							
13	1'49.160		26.455	16.581	31.504	34.620	208.8							
27th 12	Marco BEZZECCHI	CIP	ITA	Runs=3	Total laps=12	Full laps=7								
1	2'58.124		1'34.371	16.819	32.531	34.403	204.1							
2	1'49.203	*	26.762	16.634	31.875	33.932*	205.8							
3	1'49.048		26.684	16.597	31.738	34.029	205.7							
4	10'20.725	P	27.193	16.950	32.514	9'04.068	204.8							
5	1'54.330		31.489	16.698	31.993	34.150	206.3							

Fastest Lap: Jorge MARTIN Del Conca Gresini Mo SPA **1'46.004** 26.126 16.073 30.806 32.999

These data/results cannot be reproduced, stored and/or transmitted in whole or in part by any manner of electronic, mechanical, photocopying, recording, broadcasting or otherwise now known or herein after developed without the previous express consent by the copyright owner, except for reproduction in daily press and regular printed publications on sale to the public within 60 days of the event related to those data/results and always provided that copyright symbol appears together as follows below.
© DORNA, 2017

Qualifying

Moto3

Lap	Lap Time	T1	T2	T3	T4	Speed	Lap	Lap Time	T1	T2	T3	T4	Speed
6	1'48.081	26.407	16.417	31.504	33.753	209.6	13	1'48.699	26.651	16.452	31.716	33.880	207.2
7	1'47.953	26.501	16.399	31.471	33.582	209.0	14	1'54.309	28.702	18.841	33.022	33.744	168.8
8	11'01.271 P	27.104	17.613	34.229	9'42.325	164.0	15	1'48.226	26.533	16.392	31.619	33.682	205.9
9	1'56.845	33.315	17.114	32.463	33.953	199.6	16	1'48.488 *	26.591	16.450	31.676	33.771*	205.5
10	1'48.141	26.504	16.440	31.543	33.654	208.8	17	1'48.740	26.617	16.462	31.714	33.947	206.1
11	1'47.661	26.455	16.377	31.342	33.487	210.0	31st 41 Nakarin ATIRATPH Honda Team Asia THA						
12	1'47.797	26.565	16.297	31.391	33.544	211.7	Runs=3 Total laps=16 Full laps=11						
28th 27 Kaito TOBA Honda Team Asia JPN						32nd 31 Raul FERNANDEZ Mahindra MRW Aspar SPA							
Runs=3 Total laps=15 Full laps=10						Runs=3 Total laps=13 Full laps=8							
1	3'50.486	2'15.189	17.114	41.769	36.414	202.2	1	3'20.620	1'41.247	16.763	32.775	49.835	208.7
2	1'48.588	26.809	16.335	31.677	33.767	212.9	2	1'49.767 *	27.07*	16.539	32.130	34.019	209.4
3	1'52.445	29.074	16.588	32.053	34.730	212.5	3	1'49.355	27.027	16.485	31.848	33.995	208.8
4	1'48.507	26.567	16.395	31.707	33.838	212.5	4	1'49.582	27.016	16.698	32.064	33.804	208.1
5	1'48.809	26.541	16.681	31.770	33.817	204.9	5	1'50.346	27.013	16.820	32.327	34.186	206.6
6	6'28.620 P	26.948	16.735	32.117	5'12.820	210.1	6	1'49.744	27.035	16.679	32.104	33.926	207.3
7	2'00.901	36.083	18.561	32.383	33.874	202.5	7	5'21.588 P	27.123	16.770	32.414	4'05.281	204.9
8	1'49.361	26.410	16.297	31.674	34.980	214.3	8	1'56.101	32.722	16.700	32.654	34.025	207.8
9	1'47.814	26.824	16.186	31.470	33.334	215.0	9	1'49.021	26.778	16.349	31.824	34.070	210.4
10	1'47.944	26.479	16.312	31.428	33.725	213.7	10	1'48.902	26.802	16.405	31.862	33.833	209.2
11	7'25.456 P	26.688	16.544	31.793	6'10.431	208.9	11	1'50.432	26.895	16.616	32.614	34.307	208.8
12	2'05.979	36.117	18.753	32.473	38.636	194.4	12	7'00.271 P	27.130	16.780	33.512	5'42.849	205.1
13	1'56.144	26.497	16.258	37.910	35.479	211.8	13	2'19.710	50.233	18.031	32.816	38.630	187.9
14	1'47.714	26.447	16.356	31.484	33.427	210.9	14	1'56.206	26.828	16.466	37.194	35.718	209.3
15	1'47.907	26.361	16.381	31.513	33.652	211.8	15	1'48.545	26.723	16.335	31.818	33.669	213.2
29th 14 Tony ARBOLINO SIC58 Squadra Corse ITA						16 1'49.196 * 26.701 16.589 32.028 33.878* 207.2							
Runs=3 Total laps=13 Full laps=8						33rd 4 Patrik PULKKINEN Peugeot MC Saxoprin FIN							
Runs=3 Total laps=17 Full laps=12						Runs=3 Total laps=16 Full laps=11							
1	4'22.927	2'57.860	17.790	32.199	35.078	208.2	1	3'05.147	1'40.298	17.046	32.814	34.989	207.2
2	1'49.203	26.935	16.517	31.841	33.910	209.9	2	1'51.234	27.378	16.823	32.461	34.572	205.4
3	1'49.891	26.941	16.428	32.776	33.746	212.4	3	1'50.969	27.307	16.846	32.373	34.443	204.9
4	7'54.357 P	26.600	16.452	31.637	6'39.668	211.5	4	1'50.476	26.992	16.910	32.166	34.408	205.6
5	1'58.602	30.088	19.335	34.901	34.278	114.0	5	1'52.215	27.284	16.876	33.256	34.799	205.3
6	1'48.643	26.644	16.378	31.666	33.955	209.9	6	7'07.401 P	27.570	17.192	32.895	5'49.744	203.5
7	1'48.465	26.650	16.329	31.662	33.824	211.6	7	2'04.313	35.885	18.726	34.471	35.231	155.6
8	1'48.930	26.533	16.341	31.907	34.149	213.4	8	1'49.436	26.858	16.441	32.210	33.927	212.0
9	9'46.229 P	28.343	17.422	34.902	8'25.562	195.3	9	1'50.146	26.937	16.575	32.261	34.373	209.8
10	2'17.302	54.449	16.798	32.379	33.676	210.0	10	1'49.608	26.853	16.449	31.900	34.406	211.2
11	1'48.021	26.524	16.360	31.456	33.681	211.4	11	1'49.776	26.912	16.650	31.968	34.246	206.8
12	1'47.742	26.426	16.341	31.586	33.389	209.5	12	5'32.593 P	27.414	16.957	32.491	4'15.731	203.5
13	1'47.941	26.448	16.390	31.415	33.688	211.1	13	2'02.931	33.166	18.254	32.749	38.762	183.3
30th 96 Manuel PAGLIANI CIP ITA													
Runs=3 Total laps=17 Full laps=12													
1	3'18.968	1'41.028	16.781	33.516	47.643	208.2							
2	1'51.349	29.536	16.427	31.642	33.744	209.3							
3	1'48.294	26.639	16.331	31.687	33.637	209.4							
4	1'48.491	26.601	16.311	31.995	33.584	208.8							
5	1'48.684	26.715	16.414	31.779	33.776	208.8							
6	5'23.118 P	27.717	17.249	32.982	4'05.170	206.0							
7	1'57.647	33.897	17.696	32.096	33.958	204.2							
8	1'48.495	26.854	16.335	31.704	33.602	209.9							
9	1'47.760	26.472	16.210	31.491	33.587	211.5							
10	1'48.187	26.559	16.184	31.551	33.893	211.8							
11	7'14.881 P	26.749	16.414	35.154	5'56.564	208.2							
12	1'57.552	33.854	17.356	32.194	34.148	203.6							

Fastest Lap: Jorge MARTIN Del Conca Gresini Mo SPA **1'46.004** 26.126 16.073 30.806 32.999

These data/results cannot be reproduced, stored and/or transmitted in whole or in part by any manner of electronic, mechanical, photocopying, recording, broadcasting or otherwise now known or herein after developed without the previous express consent by the copyright owner, except for reproduction in daily press and regular printed publications on sale to the public within 60 days of the event related to those data/results and always provided that copyright symbol appears together as follows below.
© DORNA, 2017

Qualifying

Moto3

Lap	Lap Time	T1	T2	T3	T4	Speed	Lap	Lap Time	T1	T2	T3	T4	Speed
14	1'49.587	26.897	16.518	32.164	34.008	208.0							
15	1'49.600	26.766	16.731	32.046	34.057	206.0							
16	1'49.274	26.741	16.679	31.923	33.931	206.1							

Fastest Lap: Jorge MARTIN	Del Conca Gresini Mo SPA	1'46.004	26.126	16.073	30.806	32.999
----------------------------------	--------------------------	-----------------	--------	--------	--------	--------

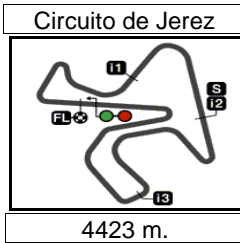
These data/results cannot be reproduced, stored and/or transmitted in whole or in part by any manner of electronic, mechanical, photocopying, recording, broadcasting or otherwise now known or herein after developed without the previous express consent by the copyright owner, except for reproduction in daily press and regular printed publications on sale to the public within 60 days of the event related to those data/results and always provided that copyright symbol appears together as follows below.
 © DORNA, 2017

Official MotoGP Timing by **TISSOT**
 www.motogp.com

Jerez de la Frontera, Saturday, May 06, 2017

Page 6 of 6





GRAN PREMIO RED BULL DE ESPAÑA
Provisional Starting Grid

23

4423 m. Race : 23 laps = 101.729 km



1	1 1'46.004 88 Jorge MARTIN Honda	2 1'46.441 44 Aron CANET Honda	3 1'46.518 5 Romano FENATI Honda
2	4 1'46.655 8 Nicolo BULEGA KTM	5 1'46.700 42 Marcos RAMIREZ KTM	6 1'46.757 23 Niccolò ANTONELLI KTM
3	7 1'46.788 24 Tatsuki SUZUKI Honda	8 1'46.835 16 Andrea MIGNO KTM	9 1'46.838 36 Joan MIR Honda
4	10 1'46.860 40 Darryn BINDER KTM	11 1'46.866 21 Fabio DI GIANNANTONIO Honda	12 1'46.952 58 Juanfran GUEVARA KTM
5	13 1'46.966 75 Albert ARENAS Mahindra	14 1'47.000 33 Enea BASTIANINI Honda	15 1'47.061 71 Ayumu SASAKI Honda
6	16 1'47.090 19 Gabriel RODRIGO KTM	17 1'47.195 48 Lorenzo DALLA PORTA Mahindra	18 1'47.308 11 Livio LOI Honda
7	19 1'47.329 7 Adam NORRODIN Honda	20 1'47.385 63 Vicente PEREZ KTM	21 1'47.386 84 Jakub KORNFEIL Peugeot
8	22 1'47.394 65 Philipp OETTL KTM	23 1'47.436 6 Maria HERRERA KTM	24 1'47.501 64 Bo BENDSNEYDER KTM

The results are provisional until the end of the limit for protest and appeals and until the ratification of the Event Management Committee.

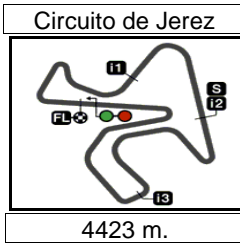
Time limit for protest expires 60' at the latest after publication of the results - Mr. Time:

These data/results cannot be reproduced, stored and/or transmitted in whole or in part by any manner of electronic, mechanical, photocopying, recording, broadcasting or otherwise now known or herein after developed without the previous express consent by the copyright owner, except for reproduction in daily press and regular printed publications on sale to the public within 60 days of the event related to those data/results and always provided that copyright symbol appears together as follows below.

© DORNA, 2017

Official MotoGP Timing by TISSOT
 www.motogp.com





Results and timing service provided by TISSOT

Moto3™

GRAN PREMIO RED BULL DE ESPAÑA

Provisional Starting Grid

23

4423 m.

Race : 23 laps = 101.729 km

9	25 1'47.506 95 Jules DANILO Honda	26 1'47.634 17 John MCPHEE Honda	27 1'47.661 12 Marco BEZZECCHI Mahindra
10	28 1'47.714 27 Kaito TOBA Honda	29 1'47.742 14 Tony ARBOLINO Honda	30 1'47.760 96 Manuel PAGLIANI Mahindra
11	31 1'48.545 41 Nakarin ATIRATPHUVAPAT Honda	32 1'48.555 31 Raul FERNANDEZ Mahindra	33 1'49.274 4 Patrik PULKKINEN Peugeot

The results are provisional until the end of the limit for protest and appeals and until the ratification of the Event Management Committee.

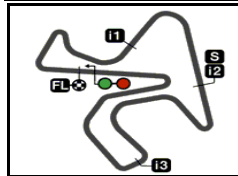
Time limit for protest expires 60' at the latest after publication of the results - Mr. Time:

These data/results cannot be reproduced, stored and/or transmitted in whole or in part by any manner of electronic, mechanical, photocopying, recording, broadcasting or otherwise now known or herein after developed without the previous express consent by the copyright owner, except for reproduction in daily press and regular printed publications on sale to the public within 60 days of the event related to those data/results and always provided that copyright symbol appears together as follows below.

© DORNA, 2017

Official MotoGP Timing by TISSOT
www.motogp.com





4423 m.

GRAN PREMIO RED BULL DE ESPAÑA

After the Qualifying

Event Best Maximum Speed



Rider	Nation Team	Motorcycle	Km/h	
16 Andrea MIGNO	ITA SKY Racing Team VR46	KTM	218.2	Qualifying
36 Joan MIR	SPA Leopard Racing	HONDA	217.0	Qualifying
6 Maria HERRERA	SPA AGR Team	KTM	217.0	Qualifying
63 Vicente PEREZ	SPA Reale Avintia Academy	KTM	216.6	Qualifying
23 Niccolò ANTONELLI	ITA Red Bull KTM Ajo	KTM	216.3	Qualifying
17 John MCPHEE	GBR British Talent Team	HONDA	215.9	Free Practice Nr. 3
71 Ayumu SASAKI	JPN SIC Racing Team	HONDA	215.9	Qualifying
40 Darryn BINDER	RSA Platinum Bay Real Estate	KTM	215.4	Qualifying
44 Aron CANET	SPA Estrella Galicia 0,0	HONDA	215.3	Qualifying
88 Jorge MARTIN	SPA Del Conca Gresini Moto3	HONDA	215.3	Qualifying
24 Tatsuki SUZUKI	JPN SIC58 Squadra Corse	HONDA	215.1	Qualifying
27 Kaito TOBA	JPN Honda Team Asia	HONDA	215.0	Qualifying
42 Marcos RAMIREZ	SPA Platinum Bay Real Estate	KTM	214.9	Free Practice Nr. 3
7 Adam NORRODIN	MAL SIC Racing Team	HONDA	214.9	Qualifying
11 Livio LOI	BEL Leopard Racing	HONDA	214.4	Qualifying
19 Gabriel RODRIGO	ARG RBA BOE Racing Team	KTM	214.3	Qualifying
48 Lorenzo DALLA PORTA	ITA Mahindra Northgate Aspar	MAHINDRA	214.2	Qualifying
21 Fabio DI GIANNANTONIO	ITA Del Conca Gresini Moto3	HONDA	214.1	Qualifying
8 Nicolo BULEGA	ITA SKY Racing Team VR46	KTM	213.6	Qualifying
95 Jules DANILO	FRA Marinelli Rivacold Snipers	HONDA	213.5	Qualifying
14 Tony ARBOLINO	ITA SIC58 Squadra Corse	HONDA	213.4	Qualifying
33 Enea BASTIANINI	ITA Estrella Galicia 0,0	HONDA	213.3	Qualifying
84 Jakub KORNFEIL	CZE Peugeot MC Saxoprint	PEUGEOT	213.2	Qualifying
41 Nakarin ATIRATPHUVAPAT	THA Honda Team Asia	HONDA	213.2	Qualifying
75 Albert ARENAS	SPA Mahindra Northgate Aspar	MAHINDRA	213.1	Qualifying
58 Juanfran GUEVARA	SPA RBA BOE Racing Team	KTM	212.7	Qualifying
31 Raul FERNANDEZ	SPA Mahindra MRW Aspar Team	MAHINDRA	212.3	Free Practice Nr. 3
4 Patrik PULKKINEN	FIN Peugeot MC Saxoprint	PEUGEOT	212.0	Qualifying
65 Philipp OETTL	GER Südmetall Schedl GP Racing	KTM	211.9	Free Practice Nr. 3
96 Manuel PAGLIANI	ITA CIP	MAHINDRA	211.8	Qualifying
12 Marco BEZZECCHI	ITA CIP	MAHINDRA	211.7	Qualifying
5 Romano FENATI	ITA Marinelli Rivacold Snipers	HONDA	211.2	Qualifying
64 Bo BENDSNEYDER	NED Red Bull KTM Ajo	KTM	209.0	Qualifying

These data/results cannot be reproduced, stored and/or transmitted in whole or in part by any manner of electronic, mechanical, photocopying, recording, broadcasting or otherwise now known or herein after developed without the previous express consent by the copyright owner, except for reproduction in daily press and regular printed publications on sale to the public within 60 days of the event related to those data/results and always provided that copyright symbol appears together as follows below.

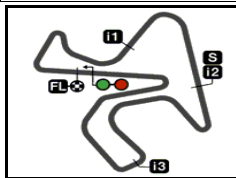
© DORNA, 2017

Official MotoGP Timing by TISSOT
www.motogp.com

Jerez de la Frontera, Saturday, May 06, 2017



Circuito de Jerez



4423 m.

Results and timing service provided by TISSOT

Moto3™

GRAN PREMIO RED BULL DE ESPAÑA

Qualifying

Best Partial Times

IT Ideal Lap Time, sum of the best partial times

BT Best Lap Time

T1		T2		T3		T4				IT		BT	
Pos	Rider	Time	Rider	Time	Rider	Time	Rider	Time	Pos	Rider	IT	BT	
1	J.MIR	26.101	J.MIR	16.012	J.MARTIN	30.806	R.FENATI	32.988	1	J.MARTIN	1'46.004	1'46.004	(1)
2	M.RAMIREZ	26.104	J.MARTIN	16.073	M.RAMIREZ	30.978	J.MARTIN	32.999	2	A.CANET	1'46.287	1'46.441	(2)
3	T.SUZUKI	26.118	A.MIGNO	16.088	J.MIR	31.026	A.CANET	33.038	3	J.MIR	1'46.305	1'46.838	(9)
4	R.FENATI	26.120	N.ANTONELLI	16.092	A.CANET	31.030	A.ARENAS	33.103	4	R.FENATI	1'46.372	1'46.518	(3)
5	A.CANET	26.120	M.HERRERA	16.098	R.FENATI	31.038	N.BULEGA	33.115	5	M.RAMIREZ	1'46.534	1'46.700	(5)
6	J.MARTIN	26.126	A.CANET	16.099	G.RODRIGO	31.071	F.DI GIANNANTO	33.164	6	N.BULEGA	1'46.591	1'46.655	(4)
7	N.ANTONELLI	26.173	N.BULEGA	16.139	T.SUZUKI	31.079	E.BASTIANINI	33.165	7	A.ARENAS	1'46.675	1'46.966	(13)
8	N.BULEGA	26.177	A.ARENAS	16.179	D.BINDER	31.081	J.MIR	33.166	8	N.ANTONELLI	1'46.714	1'46.757	(6)
9	A.SASAKI	26.206	M.PAGLIANI	16.184	F.DI GIANNANTO	31.122	N.ANTONELLI	33.167	9	F.DI GIANNAN	1'46.717	1'46.866	(11)
10	E.BASTIANINI	26.230	A.SASAKI	16.185	A.ARENAS	31.128	D.BINDER	33.180	10	A.MIGNO	1'46.724	1'46.835	(8)
11	A.MIGNO	26.233	K.TOBA	16.186	L.DALLA PORTA	31.152	A.MIGNO	33.187	11	D.BINDER	1'46.774	1'46.860	(10)
12	F.DI GIANNANTO	26.237	T.SUZUKI	16.193	B.BENDSNEYDE	31.156	M.RAMIREZ	33.213	12	T.SUZUKI	1'46.788	1'46.788	(7)
13	D.BINDER	26.237	F.DI GIANNANTO	16.194	N.BULEGA	31.160	A.NORRODIN	33.218	13	E.BASTIANINI	1'46.886	1'47.000	(14)
14	J.GUEVARA	26.245	A.NORRODIN	16.213	E.BASTIANINI	31.176	J.DANILO	33.225	14	J.GUEVARA	1'46.898	1'46.952	(12)
15	A.ARENAS	26.265	J.GUEVARA	16.217	J.GUEVARA	31.185	J.GUEVARA	33.251	15	G.RODRIGO	1'46.934	1'47.090	(16)
16	L.LOI	26.280	R.FENATI	16.226	A.MIGNO	31.216	V.PEREZ	33.265	16	A.SASAKI	1'46.954	1'47.061	(15)
17	A.NORRODIN	26.322	L.LOI	16.231	P.OETTL	31.245	L.DALLA PORTA	33.269	17	L.DALLA POR	1'47.065	1'47.195	(17)
18	B.BENDSNEYDE	26.329	M.RAMIREZ	16.239	M.HERRERA	31.265	G.RODRIGO	33.270	18	A.NORRODIN	1'47.146	1'47.329	(19)
19	P.OETTL	26.329	V.PEREZ	16.241	A.SASAKI	31.269	P.OETTL	33.281	19	P.OETTL	1'47.182	1'47.394	(22)
20	G.RODRIGO	26.333	J.KORNFEIL	16.251	N.ANTONELLI	31.282	A.SASAKI	33.294	20	M.HERRERA	1'47.184	1'47.436	(23)
21	J.DANILO	26.337	G.RODRIGO	16.260	J.KORNFEIL	31.292	K.TOBA	33.334	21	J.KORNFEIL	1'47.240	1'47.386	(21)
22	M.HERRERA	26.340	J.DANILO	16.260	M.BEZZECCHI	31.342	J.KORNFEIL	33.342	22	B.BENDSNEY	1'47.257	1'47.501	(24)
23	V.PEREZ	26.343	D.BINDER	16.276	L.LOI	31.345	J.MCPHEE	33.377	23	J.DANILO	1'47.261	1'47.506	(25)
24	L.DALLA PORTA	26.351	B.BENDSNEYDE	16.285	A.NORRODIN	31.393	T.ARBOLINO	33.389	24	L.LOI	1'47.308	1'47.308	(18)

These data/results cannot be reproduced, stored and/or transmitted in whole or in part by any manner of electronic, mechanical, photocopying, recording, broadcasting or otherwise now known or herein after developed without the previous express consent by the copyright owner, except for reproduction in daily press and regular printed publications on sale to the public within 60 days of the event related to those data/results and always provided that copyright symbol appears together as follows below.


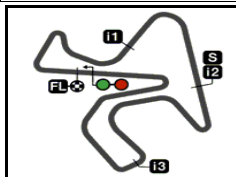
© DORNA, 2017

Official MotoGP Timing by TISSOT
www.motogp.com

motoE3



Circuito de Jerez

Results and timing service provided by  TISSOT

4423 m.

GRAN PREMIO RED BULL DE ESPAÑA

Qualifying

Best Partial Times

Moto3™

IT Ideal Lap Time, sum of the best partial times*BT* Best Lap Time

<i>T1</i>			<i>T2</i>			<i>T3</i>			<i>T4</i>				
<i>Pos</i>	<i>Rider</i>	<i>Time</i>	<i>Rider</i>	<i>Time</i>	<i>Rider</i>	<i>Time</i>	<i>Rider</i>	<i>Time</i>	<i>Pos</i>	<i>Rider</i>	<i>IT</i>	<i>BT</i>	
25	J.KORNFEIL	26.355	L.DALLA PORTA	16.293	J.MCPHEE	31.408	T.SUZUKI	33.398	25	K.TOBA	1'47.309	1'47.714 (28)	
26	K.TOBA	26.361	M.BEZZECCHI	16.297	T.ARBOLINO	31.415	L.LOI	33.452	26	V.PEREZ	1'47.327	1'47.385 (20)	
27	J.MCPHEE	26.378	E.BASTIANINI	16.315	K.TOBA	31.428	M.HERRERA	33.481	27	J.MCPHEE	1'47.520	1'47.634 (26)	
28	M.BEZZECCHI	26.407	P.OETTL	16.327	J.DANILO	31.439	M.BEZZECCHI	33.487	28	M.BEZZECCHI	1'47.533	1'47.661 (27)	
29	T.ARBOLINO	26.426	T.ARBOLINO	16.329	V.PEREZ	31.478	B.BENDSNEYDE	33.487	29	T.ARBOLINO	1'47.559	1'47.742 (29)	
30	M.PAGLIANI	26.472	N.ATIRATPHUVA	16.335	M.PAGLIANI	31.491	M.PAGLIANI	33.584	30	M.PAGLIANI	1'47.731	1'47.760 (30)	
31	R.FERNANDEZ	26.549	J.MCPHEE	16.357	R.FERNANDEZ	31.643	N.ATIRATPHUVA	33.669	31	R.FERNANDEZ	1'48.303	1'48.555 (32)	
32	N.ATIRATPHUVA	26.701	R.FERNANDEZ	16.365	N.ATIRATPHUVA	31.818	R.FERNANDEZ	33.746	32	N.ATIRATPHU	1'48.523	1'48.545 (31)	
33	P.PULKKINEN	26.741	P.PULKKINEN	16.441	P.PULKKINEN	31.900	P.PULKKINEN	33.927	33	P.PULKKINEN	1'49.009	1'49.274 (33)	

These data/results cannot be reproduced, stored and/or transmitted in whole or in part by any manner of electronic, mechanical, photocopying, recording, broadcasting or otherwise now known or herein after developed without the previous express consent by the copyright owner, except for reproduction in daily press and regular printed publications on sale to the public within 60 days of the event related to those data/results and always provided that copyright symbol appears together as follows below.

© DORNA, 2017


Official MotoGP Timing by TISSOT

www.motogp.com

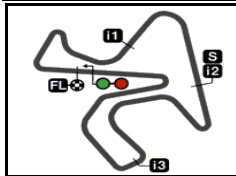
motoEJ



Circuito de Jerez

Results and timing service provided by  TISSOT

Moto3™




4423 m.

GRAN PREMIO RED BULL DE ESPAÑA

Qualifying

Fastest Laps Sequence

<i>Practice Time</i>	 <i>Rider</i>	<i>Nation</i>	<i>Motorcycle</i>	<i>Time</i>	<i>Km/h</i>	<i>Rider's Lap</i>
3'48.785	44 Aron CANET	SPA	HONDA	1'50.331	144.3	2
4'44.793	42 Marcos RAMIREZ	SPA	KTM	1'48.356	146.9	2
5'36.478	44 Aron CANET	SPA	HONDA	1'47.693	147.8	3
5'36.657	75 Albert ARENAS	SPA	MAHINDRA	1'47.674	147.8	2
6'06.399	5 Romano FENATI	ITA	HONDA	1'47.112	148.6	2
7'53.214	5 Romano FENATI	ITA	HONDA	1'46.815	149.0	3
9'39.909	5 Romano FENATI	ITA	HONDA	1'46.695	149.2	4
19'36.544	88 Jorge MARTIN	SPA	HONDA	1'46.004	150.2	7

These data/results cannot be reproduced, stored and/or transmitted in whole or in part by any manner of electronic, mechanical, photocopying, recording, broadcasting or otherwise now known or herein after developed without the previous express consent by the copyright owner, except for reproduction in daily press and regular printed publications on sale to the public within 60 days of the event related to those data/results and always provided that copyright symbol appears together as follows below.

© DORNA, 2017

Official MotoGP Timing by TISSOT
www.motogp.com

Jerez de la Frontera, Saturday, May 06, 2017